

1. Summary of the contamination and progress:

**Table 1.1: Contamination:**

**Open Hazard:**

Type of Hazard	Dangerous Area	Ammunition Dump	Battlefield	Confrontation Area	Minefield	Previous Ambush Area	Stockpile	LIS SHA	UXO Spot	Total
Running Total	2	11	131	24	245	4	37	57	194	705

**Closed Hazard:**

Type of Hazard	Dangerous Area	Ammunition Dump	Battlefield	Confrontation Area	Minefield	Previous Ambush Area	Stockpile	LIS SHA	UXO Spot	Total
October	0	0	0	1	2	0	0	7	40	50
Year 2016	1	0	47	7	77	2	19	11	1,786	1,950
Running Total	50	512	114	488	1,281	38	100	315	10,501	13,399

**Table 1.2: Area Released (sqm):**

Period	EOD	BAC Sub Surface	BAC Surface	Battle Area Released	Cancelled	Manual Mine Clearance	Mechanical Mine Clearance	Mine Detection Dogs (MDD)	Mined Area Released	Cancelled NTS	Total Area Released
October	0	10,085	147,448	157,533	0	4921	1,363	4,838	9,760	0	167,293
Year 2016	2,197	4,733,299	3,056,792	7,792,288	71,399	241,843	1,890,947	353,584	2,557,772	16,984,702	27,334,763
Running Total	2,852,527	17,997,577	33,107,520	53,957,624	1,201,473	7,881,000	22,497,965	4,482,477	36,062,915	1,085,035,485	1,175,056,023

**Table 1.3: Devices Destroyed:**

Period	AP	AT	UXO	SAA
October	5	1	51	1,166
Year 2016	577	193	10,061	91,344
Running Total	31,245	5,728	892,231	2,901,494

**Table 1.4: Casualties:**

Period	Killed						Injured						Total
	Men	Women	Boys	Girls	Not Specified	Total	Men	Women	Boys	Girls	Not Specified	Total	
October	2	0	0	0	0	2	0	0	0	0	0	0	2
Year 2016	7	3	3	0	0	13	16	1	11	2	0	30	43
Running Total	455	110	167	46	582	1,360	1,485	222	451	98	1,301	3,557	4,917

**Table 1.5: MRE:**

Period	Boys	Girls	Men	Women	Not Specified	Total
October	5,813	4,543	3,029	2,973	0	16,358
Year 2016	102,448	88,132	58,632	61,682	0	310,894
Running Total	1,072,297	756,092	737,472	552,256	9,644	3,127,761

**Table 1.6: Road Opened (km):**

Period	Road Assessed	Road Verified	Road Opened
October	0	0	0
Year 2016	986	163	1,149
Running Total	23,482	3,968	27,450

**Table 1.7: EDD Search Operations:**

Period	Vehicle	Bag/Body	Area	Building/Accommodation
October	0	0	0	0
Year 2016	3,270	58,536	0	450
Running Total	23,512	96,375	600	1,436

**Table 1.8: Safety Briefing to UNMISS Staff:**

Period	Men	Women	Total
October	201	32	107
Year 2016	1,388	288	1,676
Running Total	3,762	928	4,690

**Contacts:**

1. Robert Thompson ([Robert.Thompson@unmas.org](mailto:Robert.Thompson@unmas.org))
2. Tim Lardner ([Tim.Lardner@unmas.org](mailto:Tim.Lardner@unmas.org))

**2. Detailed Report on Mine Action Activities in Sudan**

**Table 2.1: Area Released by year:**

Year	FOD	BAC Sub Surface	BAC Surface	Battle Area Released	Cancelled	Manual Mine Clearance	Mechanical Mine Clearance	Mine Detection Dogs (MDD)	Mined Area Released	Cancelled NTS	Total Area Released
A	B	C	D	E	F	G	H	I	J	K	L
2004	3,091	0	143,006	146,097	0	22,481	0	0	22,481	0	168,578
2005	706	0	519,978	520,684	0	479,237	0	0	479,237	0	999,920
2006	2,259	273,295	5,161,955	5,437,509	0	854,222	305,637	214	1,160,073	0	6,597,582
2007	732	811,001	2,202,814	3,014,547	0	1,620,866	402,574	203,193	2,226,633	0	5,241,180
2008	3,317	940,821	4,509,565	5,453,703	0	1,844,426	603,078	686,066	3,133,570	0	8,587,273
2009	10,902	1,329,853	2,966,421	4,307,176	184,439	494,267	2,230,782	728,498	3,637,986	987,746,090	995,691,252
2010	3,183	1,344,536	2,078,996	3,426,715	309,733	994,707	1,956,217	588,227	3,848,884	35,461,437	42,737,036
2011	24,673	674,807	4,472,122	5,171,602	62,568	229,123	2,051,967	279,548	2,623,206	642,673	8,437,481
2012	6,915	1,686,715	1,164,132	2,857,762	31,329	325,277	3,331,331	511,891	4,199,828	21,785,160	28,842,750
2013	2,700,186	2,162,852	915,111	5,778,149	301,080	176,586	3,371,936	481,767	4,331,369	16,993,833	27,103,351
2014	5,600	1,866,318	3,698,331	5,570,249	96,019	222,538	2,148,327	249,076	2,715,960	1,037,552	9,323,761
2015	88,766	2,174,080	2,218,297	4,481,143	144,905	375,428	4,205,169	400,413	5,125,915	4,384,038	13,991,096
2016	2,197	4,733,299	3,056,792	7,792,288	71,399	241,843	1,890,947	353,584	2,557,772	16,984,702	27,334,763
<b>Total</b>	<b>2,852,527</b>	<b>17,997,577</b>	<b>33,107,520</b>	<b>53,957,624</b>	<b>1,201,473</b>	<b>7,881,000</b>	<b>22,497,965</b>	<b>4,482,477</b>	<b>36,062,915</b>	<b>1,085,035,485</b>	<b>1,175,056,023</b>

**Table 2.2: Area Released by State:**

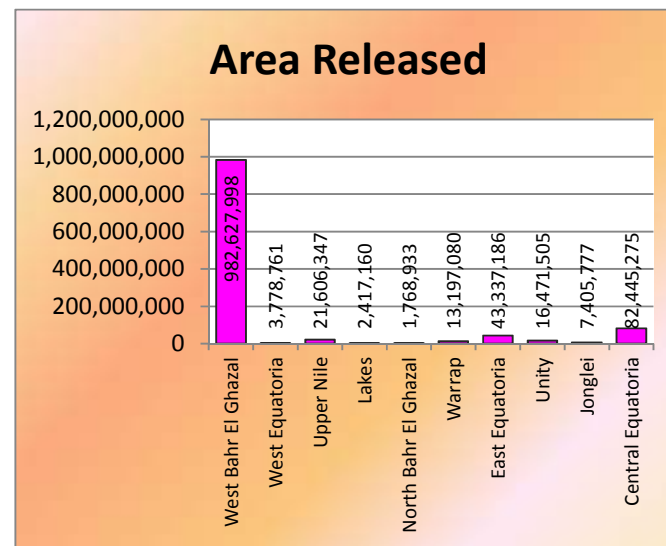
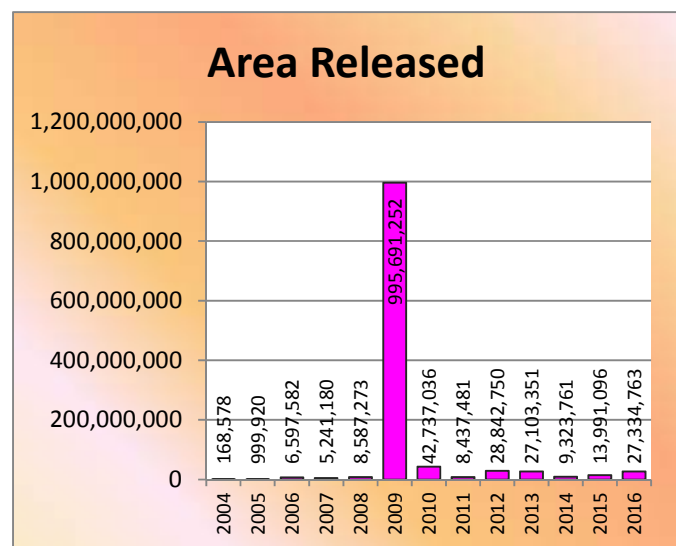
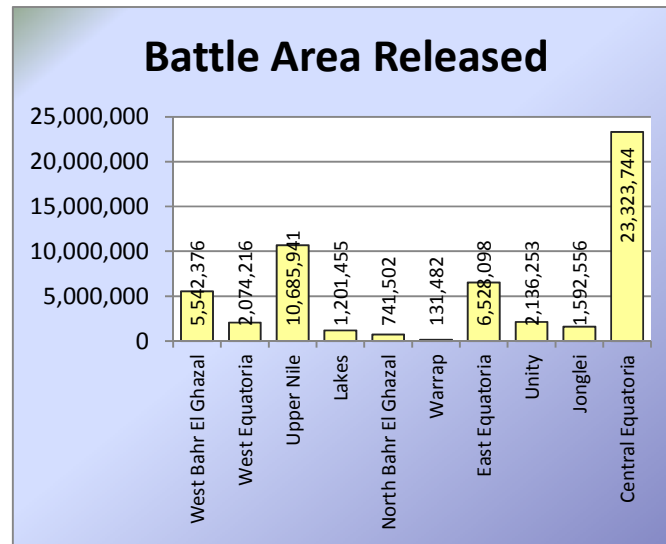
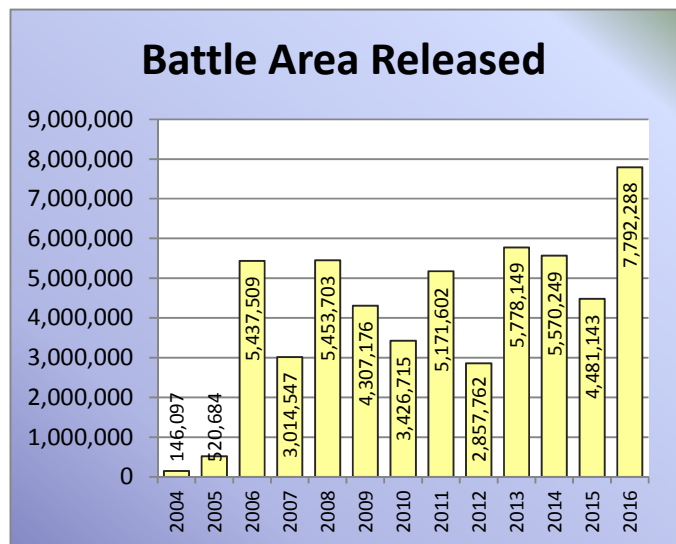
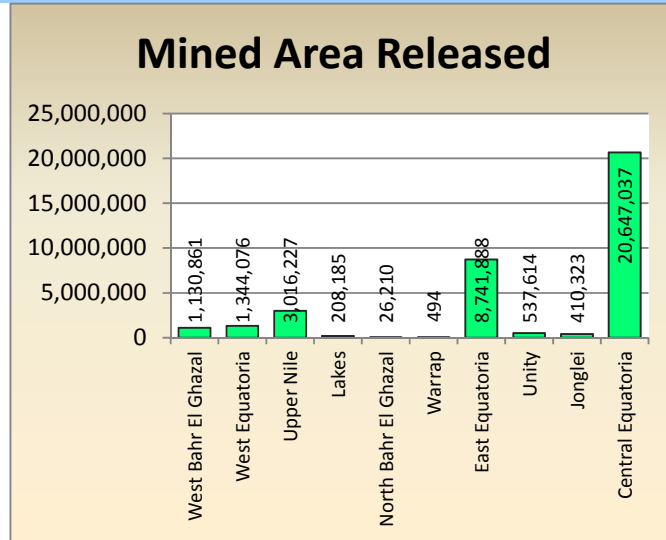
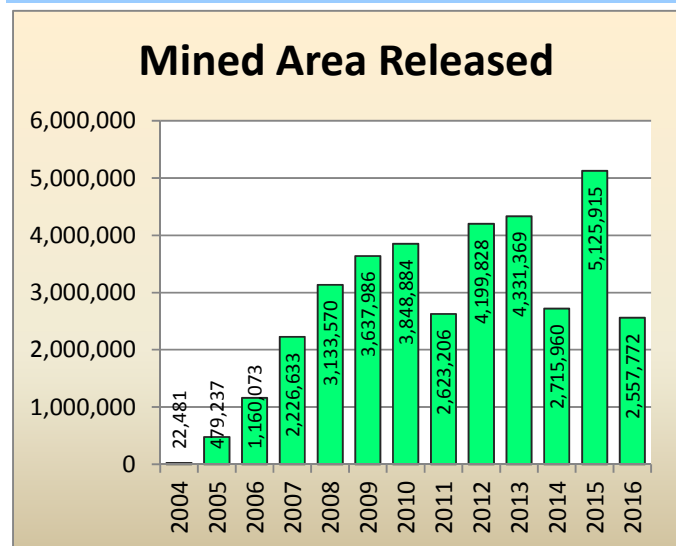
Period	State	EOD	BAC Sub Surface	BAC Surface	Battle Area Released	Cancelled	Manual Mine Clearance	Mechanical Mine Clearance	Mine Detection Dogs (MDD)	Mined Area Released	Cancelled NTS	Total Area Released	
October	West Bahr El Ghazal	0	0	0	0	0	0	0	0	0	0	0	
	West Equatoria	0	0	0	0	0	0	0	0	0	0	0	
	Upper Nile	0	0	0	0	0	0	0	0	0	0	0	
	Lakes	0	0	0	0	0	0	0	0	0	0	0	
	North Bahr El Ghazal	0	0	0	0	0	0	0	0	0	0	0	
	Warrap	0	0	0	0	0	0	0	0	0	0	0	
	East Equatoria	0	0	0	0	0	0	0	0	0	0	0	
	Unity	0	0	0	0	0	0	0	0	0	0	0	
	Jonglei	0	10,085	11,100	21,185	0	982	0	0	982	0	0	22,167
	Central Equatoria	0	0	136,348	136,348	0	3,939	1	4,838	8,778	0	0	145,126
	<b>Total</b>	<b>0</b>	<b>10,085</b>	<b>147,448</b>	<b>157,533</b>	<b>0</b>	<b>4,921</b>	<b>1</b>	<b>4,838</b>	<b>9,760</b>	<b>0</b>	<b>0</b>	<b>167,293</b>
Year 2016	West Bahr El Ghazal	0	413,990	316,284	730,274	0	43	0	58,550	58,593	0	788,867	
	West Equatoria	0	269,562	27,500	297,062	0	0	0	23,048	23,048	0	320,110	
	Upper Nile	0	0	0	0	14,704	194	0	0	14,898	206	15,104	
	Lakes	0	213,363	135,069	348,432	0	723	0	0	723	177,174	526,329	
	North Bahr El Ghazal	0	0	0	0	0	0	0	0	0	491,129	491,129	
	Warrap	0	0	0	0	0	0	0	0	0	0	0	
	East Equatoria	1	1,463,391	1,065,211	2,528,603	0	136,352	717,072	1,169	854,593	1,475,247	4,858,443	
	Unity	35	1,158,893	71,949	1,230,877	0	37,019	0	255,541	292,560	13,455,719	14,979,156	
	Jonglei	2,100	244,280	240,866	487,246	0	2,419	0	535	2,954	563,274	1,053,474	
	Central Equatoria	61	969,820	1,199,913	2,169,794	56,695	65,093	1,173,875	14,741	1,310,404	821,953	4,302,151	
	<b>Total</b>	<b>2,197</b>	<b>4,733,299</b>	<b>3,056,792</b>	<b>7,792,288</b>	<b>71,399</b>	<b>241,843</b>	<b>1,890,947</b>	<b>353,584</b>	<b>2,557,772</b>	<b>16,984,702</b>	<b>27,334,763</b>	
Total	West Bahr El Ghazal	2,522,904	878,614	2,140,858	5,542,376	106,675	543,045	262,369	218,772	1,130,861	975,954,761	982,627,998	
	West Equatoria	280	1,441,546	632,390	2,074,216	107,520	92,200	1,075,297	69,059	1,344,076	360,470	3,778,761	
	Upper Nile	864	1,942,762	8,742,315	10,685,941	207,159	796,138	1,088,411	924,519	3,016,227	7,904,179	21,606,347	
	Lakes	323	285,907	915,226	1,201,455	28,834	87,821	75,450	16,080	208,185	1,007,520	2,417,160	
	North Bahr El Ghazal	4,327	250,242	486,933	741,502	0	1,652	24,558	0	26,210	1,001,221	1,768,933	
	Warrap	180	11,551	119,751	131,482	0	494	0	0	494	13,065,104	13,197,080	
	East Equatoria	86,082	3,589,715	2,852,301	6,528,098	460,174	1,316,851	6,292,569	672,294	8,741,888	28,067,200	43,337,186	
	Unity	44	1,349,689	786,520	2,136,253	0	48,039	157,050	332,525	537,614	13,797,638	16,471,505	
	Jonglei	3,135	591,553	997,868	1,592,556	0	150,001	196,782	63,540	410,323	5,402,898	7,405,777	
	Central Equatoria	234,388	7,655,998	15,433,359	23,323,744	291,110	4,844,760	13,325,479	2,185,688	20,647,037	38,474,494	82,445,275	
	<b>Total</b>	<b>2,852,527</b>	<b>17,997,577</b>	<b>33,107,520</b>	<b>53,957,624</b>	<b>1,201,473</b>	<b>7,881,000</b>	<b>22,497,965</b>	<b>4,482,477</b>	<b>36,062,915</b>	<b>1,085,035,485</b>	<b>1,175,056,023</b>	

**Table 2.3: Area Released by Organization Year 2016**

Organizations/Month	EOD	BAC Sub Surface	BAC Surface	Total BAC	TS Cancelled	Manual	Mechanical	MDD	Total Mined Area	NTS Cancelled	Area Released
<b>Mine Advisory Group</b>	0	607,311	92,627	699,938	0	4,181	376,298	0	380,479	629,034	1,709,451
Jan-16	0	30,870	5,960	36,830	0	799	124,093	0	124,892	0	161,722
Feb-16	0	125,015	12,500	137,515	0	738	85,254	0	85,992	89,004	312,511
Mar-16	0	126,261	31,226	157,487	0	1,367	69,063	0	70,430	540,030	767,947
Apr-16	0	101,961	13,345	115,306	0	950	51,999	0	52,949	0	168,255
May-16	0	66,280	22,147	88,427	0	191	41,829	0	42,020	0	130,447
Jun-16	0	131,501	7,449	138,950	0	136	4,060	0	4,196	0	143,146
Jul-16	0	25,423	0	25,423	0	0	0	0	0	0	25,423
<b>MECHEM</b>	2,10	412,524	408,315	822,939	0	74,199	0	0	74,199	563,194	1,460,332
Jan-16	0	95,440	88,500	183,940	0	5,286	0	0	5,286	35,000	224,226
Feb-16	0	121,502	136,222	257,724	0	8,009	0	0	8,009	0	265,733
Mar-16	2,10	182,497	173,554	358,151	0	5,727	0	0	5,727	528,194	892,072
Apr-16	0	3,366	0	3,366	0	14,036	0	0	14,036	0	17,402
May-16	0	0	0	0	0	22,653	0	0	22,653	0	22,653
Jun-16	0	9,719	10,039	19,758	0	18,488	0	0	18,488	0	38,246
<b>Danish Church Aid</b>	0	1,601	44,029	45,630	0	1,655	0	0	1,655	0	47,285
Jan-16	0	0	0	0	0	57	0	0	57	0	57
Feb-16	0	0	0	0	0	1,108	0	0	1,108	0	1,108
Mar-16	0	0	0	0	0	97	0	0	97	0	97
Apr-16	0	1,601	1,471	3,072	0	48	0	0	48	0	3,120
May-16	0	0	42,558	42,558	0	0	0	0	0	0	42,558
Jun-16	0	0	0	0	0	142	0	0	142	0	142
Jul-16	0	0	0	0	0	203	0	0	203	0	203
Oct-16	0	0	0	0	0	0	0	0	0	0	0
<b>G4S</b>	6	2,171,63	2,288,72	4,460,36	2,324	93,547	598,380	0	694,251	2,238,894	7,393,506
Jan-16	0	213,536	243,921	457,457	0	22,921	101,855	0	124,776	335,146	917,379
Feb-16	0	361,242	457,925	819,167	0	11,063	87,257	0	98,320	658,303	1,575,790
Mar-16	0	357,194	379,495	736,689	2,324	9,639	105,013	0	116,976	399,232	1,252,897
Apr-16	0	428,734	334,525	763,259	0	14,659	130,878	0	145,537	846,213	1,755,009
May-16	1	509,869	418,113	927,983	0	22,404	109,247	0	131,651	0	1,059,634
Jun-16	5	288,612	229,493	518,110	0	10,595	64,130	0	74,725	0	592,835
Jul-16	0	2,360	1,870	4,230	0	107	0	0	107	0	4,337
Aug-16	0	0	0	0	0	671	0	0	671	0	671
Sep-16	0	0	75,933	75,933	0	506	0	0	506	0	76,439
Oct-16	0	10,085	147,448	157,533	0	982	0	0	982	0	158,515
<b>Danish Demining Group</b>	0	0	0	0	2,060	0	0	0	2,060	0	2,060
Jan-16	0	0	0	0	2,060	0	0	0	2,060	0	2,060
Feb-16	0	0	0	0	0	0	0	0	0	0	0
Mar-16	0	0	0	0	0	0	0	0	0	0	0
Apr-16	0	0	0	0	0	0	0	0	0	0	0
May-16	0	0	0	0	0	0	0	0	0	0	0
Jun-16	0	0	0	0	0	0	0	0	0	0	0
Jul-16	0	0	0	0	0	0	0	0	0	0	0
Aug-16	0	0	0	0	0	0	0	0	0	0	0
Sep-16	0	0	0	0	0	0	0	0	0	0	0
Oct-16	0	0	0	0	0	0	0	0	0	0	0
<b>United Nation Mine Action</b>	0	0	0	0	0	0	0	0	0	16,889	16,889
May-16	0	0	0	0	0	0	0	0	0	16,889	16,889
<b>Mine Tech International</b>	49	0	0	49	67,01	8,336	916,266	0	991,617	279,292	1,270,958

Organizations/Month	EOD	BAC Sub Surface	BAC Surface	Total BAC	TS Cancelled	Manual	Mechanical	MDD	Total Mined Area	NTS Cancelled	Area Released
Jan-16	0	0	0	0	0	1,170	149,353	0	150,523	0	150,523
Feb-16	43	0	0	43	67,01	848	196,664	0	264,527	279,292	543,862
Mar-16	6	0	0	6	0	1,967	163,220	0	165,187	0	165,193
Apr-16	0	0	0	0	0	970	142,082	0	143,052	0	143,052
May-16	0	0	0	0	0	1,939	178,398	0	180,337	0	180,337
Jun-16	0	0	0	0	0	1,442	86,549	0	87,991	0	87,991
<b>TDI</b>	<b>42</b>	<b>1,540,23</b>	<b>203,221</b>	<b>1,743,49</b>	<b>0</b>	<b>59,915</b>	<b>3</b>	<b>352,41</b>	<b>412,333</b>	<b>13,257,39</b>	<b>15,413,22</b>
Jan-16	0	194,311	39,919	234,230	0	5,742	0	65,617	71,359	7	305,596
Feb-16	0	152,275	27,094	179,369	0	33,050	0	42,320	75,370	5,246	259,985
Mar-16	0	206,756	21,053	227,809	0	5,641	0	41,020	46,661	13,252,14	13,526,61
Apr-16	4	335,737	18,459	354,200	0	4,607	0	54,444	59,051	0	413,251
May-16	20	191,511	0	191,531	0	804	0	55,228	56,032	0	247,563
Jun-16	12	456,971	49,400	506,383	0	0	0	78,765	78,765	0	585,148
Jul-16	6	150	0	156	0	1,633	1	7,124	8,758	0	8,914
Aug-16	0	1,227	47,296	48,523	0	22	0	1,944	1,966	0	50,489
Sep-16	0	1,293	0	1,293	0	4,477	0	1,115	5,592	0	6,885
Oct-16	0	0	0	0	0	3,939	1	4,838	8,778	0	8,778
<b>Norwegian Peoples Aid</b>	<b>0</b>	<b>0</b>	<b>19,877</b>	<b>19,877</b>	<b>0</b>	<b>10</b>	<b>0</b>	<b>1,169</b>	<b>1,179</b>	<b>0</b>	<b>21,056</b>
May-16	0	0	19,877	19,877	0	10	0	1,169	1,179	0	21,056
<b>Total</b>	<b>2,19</b>	<b>4,733,29</b>	<b>3,056,79</b>	<b>7,792,28</b>	<b>71,39</b>	<b>241,84</b>	<b>1,890,94</b>	<b>353,58</b>	<b>2,557,77</b>	<b>16,984,70</b>	<b>27,334,76</b>

**Chart 2.1: Area Released**



**Table 2.4: Devices Destroyed by year:**

Year	AP	AT	UXO	SAA
2004	73	411	109,955	37,632
2005	582	282	24,535	6,344
2006	1,585	470	97,180	154,927
2007	2,531	1,207	350,719	31,990
2007	7,596	250	70,169	182,991
2009	3,158	349	31,524	514,297
2010	6,916	666	55,567	561,838
2011	3,509	699	57,353	550,957
2012	1,278	156	20,510	209,715
2013	845	215	22,018	156,230
2014	880	357	15,245	126,901
2015	1,715	473	27,395	276,328
2016	577	193	10,061	91,344
<b>Total</b>	<b>31,245</b>	<b>5,728</b>	<b>892,231</b>	<b>2,901,494</b>

**Table 2.5: Devices Destroyed by State:**

Period	State	AP	AT	UXO	SAA
October	West Bahr El Ghazal	0	0	7	0
	West Equatoria	0	0	0	0
	Upper Nile	0	0	12	1,019
	Lakes	0	0	0	0
	North Bahr El Ghazal	0	0	0	0
	Warab	0	0	0	0
	East Equatoria	0	0	0	0
	Unity	0	0	4	108
	Jonglei	5	0	3	0
	Central Equatoria	0	1	25	39
	<b>Total</b>	<b>5</b>	<b>1</b>	<b>51</b>	<b>1,166</b>
Year 2016	West Bahr El Ghazal	0	1	329	13,306
	West Equatoria	0	0	51	1
	Upper Nile	0	3	443	5,040
	Lakes	0	0	157	0
	North Bahr El Ghazal	0	0	32	0
	Warab	0	0	0	0
	East Equatoria	79	85	2,005	10,932
	Unity	2	25	3,153	12,161
	Jonglei	22	0	1,099	254
	Central Equatoria	474	79	2,792	49,650
	<b>Total</b>	<b>577</b>	<b>193</b>	<b>10,061</b>	<b>91,344</b>
Total	West Bahr El Ghazal	722	292	42,724	639,911
	West Equatoria	432	71	30,762	9,548
	Upper Nile	5,220	1,007	34,266	75,505
	Lakes	560	419	38,831	6,138
	North Bahr El Ghazal	7	6	6,115	13,899
	Warab	62	32	10,903	32,483
	East Equatoria	3,169	768	188,945	367,594
	Unity	158	55	9,304	107,581
	Jonglei	4,431	413	43,437	517,790
	Central Equatoria	16,484	2,665	486,944	1,131,045
	<b>Total</b>	<b>31,245</b>	<b>5,728</b>	<b>892,231</b>	<b>2,901,494</b>

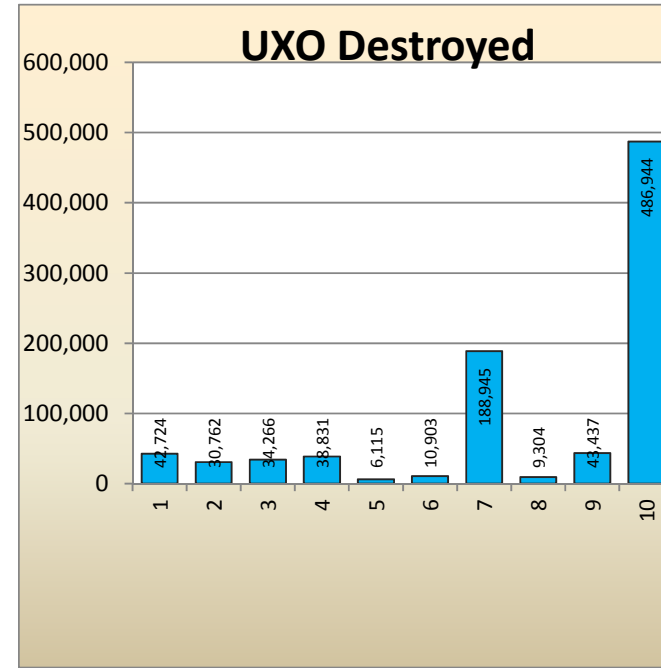
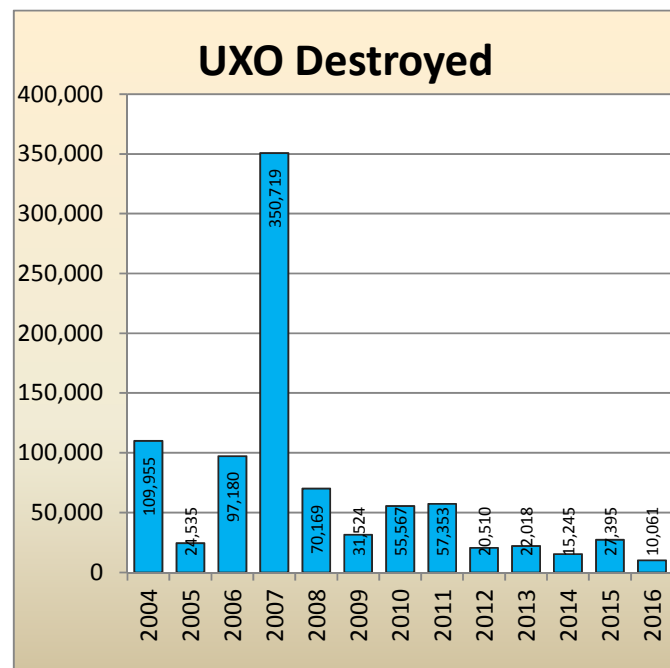
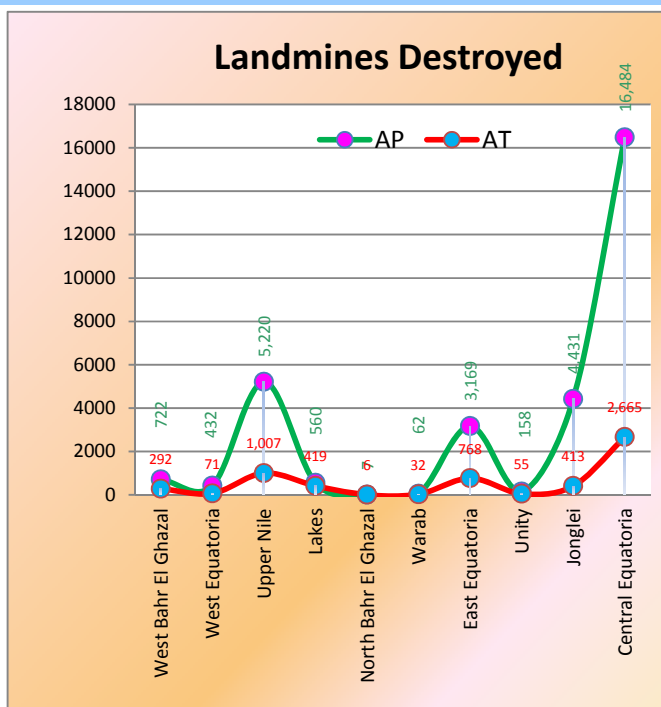
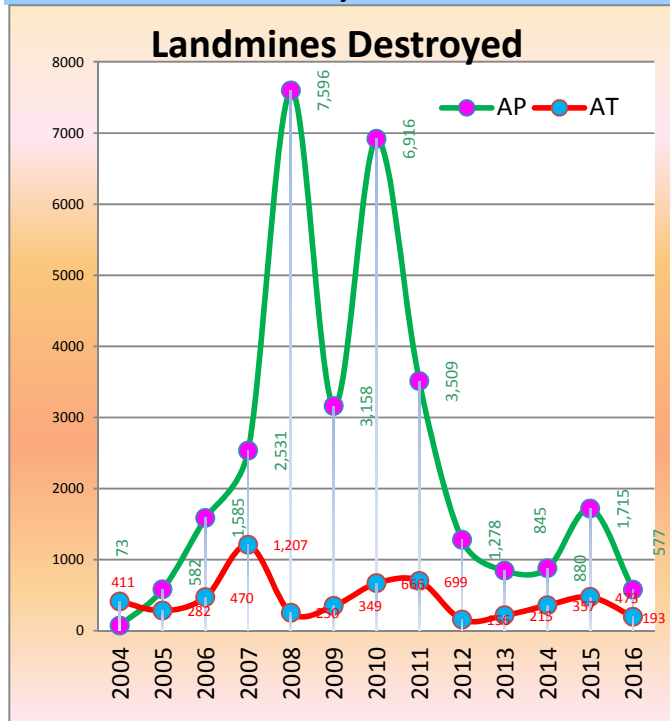


**Table 2.6: Devices Destroyed by Organization Year 2016**

Org/Month	AP	AT	UXO	SAA
<b>Mine Advisory Group</b>	<b>38</b>	<b>2</b>	<b>863</b>	<b>29</b>
Jan-16	0	0	81	0
Feb-16	1	0	123	0
Mar-16	24	0	212	1
Apr-16	7	1	144	1
May-16	4	1	119	0
Jun-16	2	0	175	27
Jul-16	0	0	9	0
<b>MECHEM</b>	<b>2</b>	<b>9</b>	<b>519</b>	<b>40</b>
Jan-16	0	0	150	0
Feb-16	1	0	160	0
Mar-16	1	0	93	0
Apr-16	0	1	26	12
May-16	0	5	44	28
Jun-16	0	3	46	0
<b>Danish Church Aid</b>	<b>18</b>	<b>7</b>	<b>792</b>	<b>7592</b>
Jan-16	0	0	1	0
Feb-16	3	2	287	186
Mar-16	0	0	54	528
Apr-16	10	1	253	4977
May-16	3	2	123	1870
Jun-16	2	1	48	31
Jul-16	0	0	16	0
Oct-16	0	1	10	0
<b>G4S</b>	<b>366</b>	<b>100</b>	<b>6074</b>	<b>63371</b>
Jan-16	25	12	446	150
Feb-16	22	5	1421	7705
Mar-16	16	24	1766	1251
Apr-16	158	47	630	14308
May-16	102	10	1270	5212
Jun-16	28	1	403	33986
Jul-16	1	1	35	317
Aug-16	1	0	47	166
Sep-16	8	0	31	129
Oct-16	5	0	25	147
<b>Danish Demining Group</b>	<b>6</b>	<b>0</b>	<b>550</b>	<b>5649</b>
Feb-16	0	0	66	336
Mar-16	6	0	66	258
Apr-16	0	0	177	364

Org/Month	AP	AT	UXO	SAA
May-16	0	0	113	832
Jun-16	0	0	69	2314
Jul-16	0	0	7	181
Aug-16	0	0	2	100
Sep-16	0	0	39	245
Oct-16	0	0	11	1019
<b>Mine Tech International</b>	<b>127</b>	<b>52</b>	<b>586</b>	<b>947</b>
Jan-16	90	8	29	0
Feb-16	27	5	85	947
Mar-16	2	10	146	0
Apr-16	3	12	149	0
May-16	4	16	159	0
Jun-16	1	1	18	0
<b>TDI</b>	<b>13</b>	<b>23</b>	<b>664</b>	<b>13716</b>
Jan-16	4	7	208	2176
Feb-16	2	0	217	135
Mar-16	6	4	98	11304
Apr-16	1	7	87	66
May-16	0	1	29	0
Jun-16	0	4	6	1
Jul-16	0	0	9	1
Aug-16	0	0	5	32
Sep-16	0	0	0	1
Oct-16	0	0	5	0
<b>Norwegian Peoples Aid</b>	<b>7</b>	<b>0</b>	<b>13</b>	<b>0</b>
May-16	7	0	13	0
<b>Total</b>	<b>577</b>	<b>193</b>	<b>10061</b>	<b>91344</b>

**Chart 2.2: Devices Destroyed**



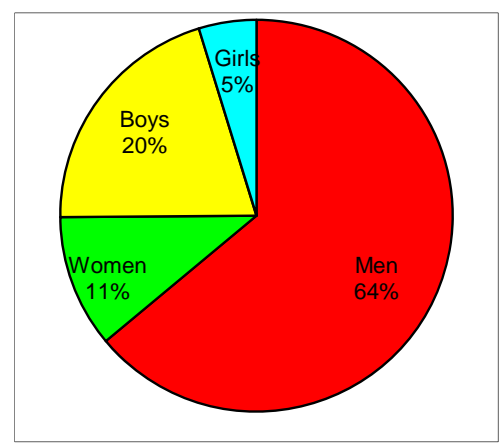
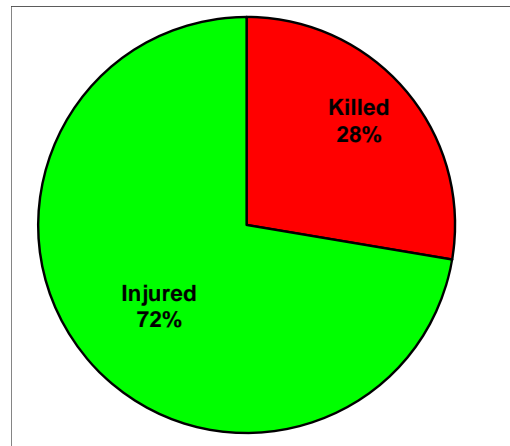
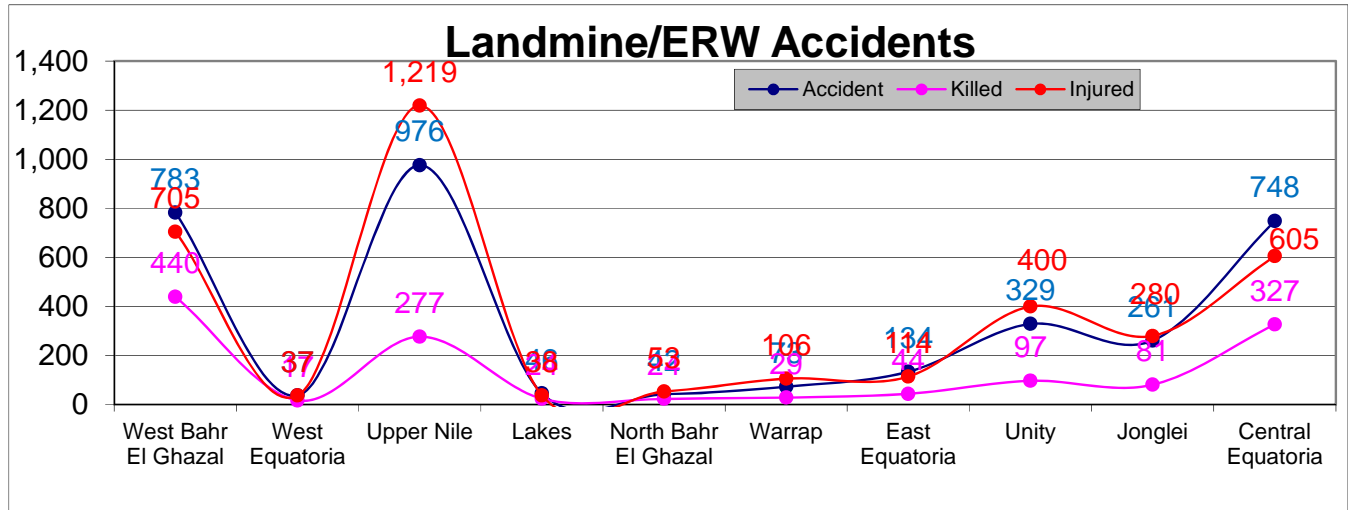
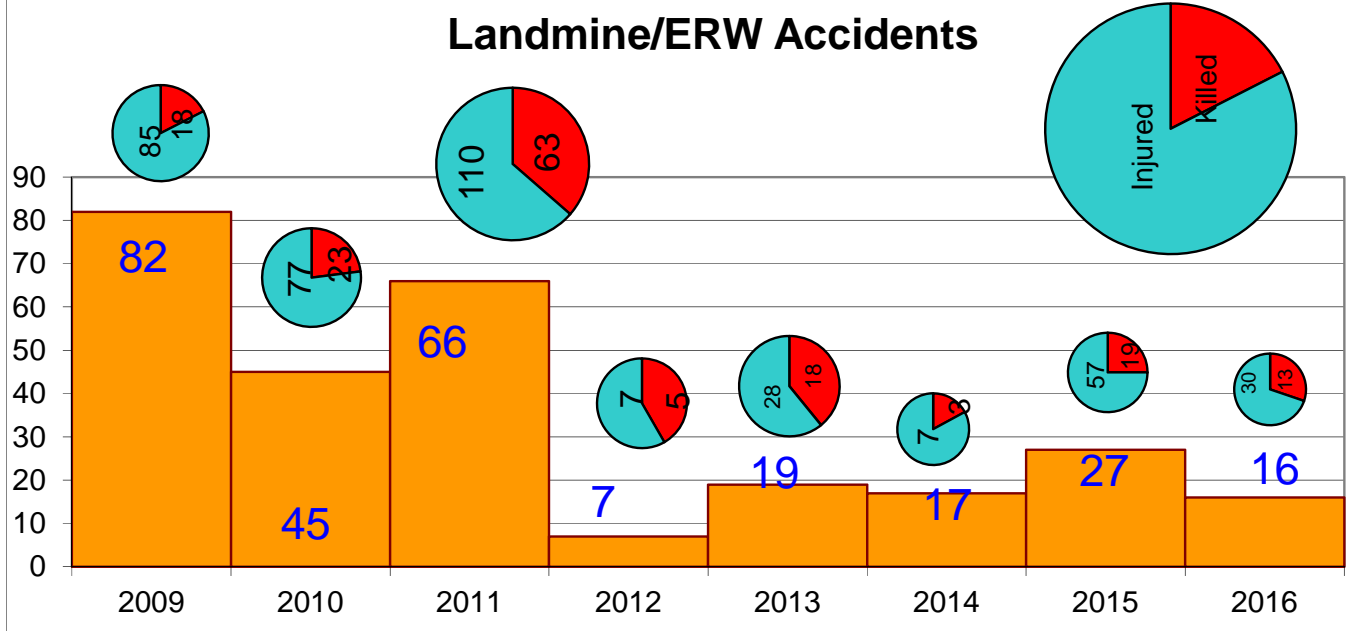
**Table 2.7: Casualties by States:**

Per.	State	Killed						Injured						Total
		Men	Women	Boys	Girls	Not Specified	Total	Men	Women	Boys	Girls	Not Specified	Total	
October	West Bahr El Ghazal	0	0	0	0	0	0	0	0	0	0	0	0	0
	West Equatoria	0	0	0	0	0	0	0	0	0	0	0	0	0
	Upper Nile	0	0	0	0	0	0	0	0	0	0	0	0	0
	Lakes	0	0	0	0	0	0	0	0	0	0	0	0	0
	North Bahr El Ghazal	0	0	0	0	0	0	0	0	0	0	0	0	0
	Warrap	0	0	0	0	0	0	0	0	0	0	0	0	0
	East Equatoria	0	0	0	0	0	0	0	0	0	0	0	0	0
	Unity	0	0	0	0	0	0	0	0	0	0	0	0	0
	Jonglei	2	0	0	0	0	2	0	0	0	0	0	0	2
	Central Equatoria	0	0	0	0	0	0	0	0	0	0	0	0	0
<b>Total</b>	<b>2</b>	<b>0</b>	<b>0</b>	<b>0</b>	<b>0</b>	<b>2</b>	<b>0</b>	<b>0</b>	<b>0</b>	<b>0</b>	<b>0</b>	<b>0</b>	<b>2</b>	
Year 2016	West Bahr El Ghazal	0	0	0	0	0	0	0	0	0	0	0	0	0
	West Equatoria	0	0	0	0	0	0	0	0	0	0	0	0	0
	Upper Nile	5	1	0	0	0	6	12	1	0	1	0	14	20
	Lakes	0	0	0	0	0	0	0	0	0	0	0	0	0
	North Bahr El Ghazal	0	0	0	0	0	0	0	0	0	0	0	0	0
	Warrap	0	0	1	0	0	1	0	0	0	0	0	0	1
	East Equatoria	0	0	1	0	0	1	1	0	0	1	0	2	3
	Unity	0	0	1	0	0	1	2	0	10	0	0	12	13
	Jonglei	2	2	0	0	0	4	1	0	1	0	0	2	6
	Central Equatoria	0	0	0	0	0	0	0	0	0	0	0	0	0
<b>Total</b>	<b>7</b>	<b>3</b>	<b>3</b>	<b>0</b>	<b>0</b>	<b>13</b>	<b>16</b>	<b>1</b>	<b>11</b>	<b>2</b>	<b>0</b>	<b>30</b>	<b>43</b>	
Total	West Bahr El Ghazal	189	32	62	23	134	440	358	34	114	21	178	705	1,145
	West Equatoria	5	1	1	0	10	17	17	1	10	3	6	37	54
	Upper Nile	46	19	21	2	189	277	418	64	112	19	605	1,218	1,495
	Lakes	5	0	4	0	15	24	11	3	10	2	12	38	62
	North Bahr El Ghazal	12	1	5	0	6	24	22	3	16	6	6	53	77
	Warrap	17	0	8	0	4	29	69	3	15	1	18	106	135
	East Equatoria	15	0	10	0	19	44	39	5	17	3	50	114	158
	Unity	29	5	6	2	55	97	183	48	45	9	115	400	497
	Jonglei	13	5	7	2	54	81	111	10	32	4	123	280	361
	Central Equatoria	124	47	43	17	96	327	257	51	80	30	188	606	933
<b>Total</b>	<b>455</b>	<b>110</b>	<b>167</b>	<b>46</b>	<b>582</b>	<b>1,360</b>	<b>1,485</b>	<b>222</b>	<b>451</b>	<b>98</b>	<b>1,301</b>	<b>3,557</b>	<b>4,917</b>	

**Table 2.8: Casualties by Year:**

Year	Killed						Injured						Total
	Men	Women	Boys	Girls	Not Specified	Total	Men	Women	Boys	Girls	Not Specified	Total	
2006	3	2	2	1	19	27	24	7	11	2	55	99	126
2007	6	0	2	2	10	20	21	7	7	2	18	55	75
2008	2	0	1	0	5	8	17	3	5	3	13	41	49
2009	5	0	5	0	8	18	45	14	8	2	16	85	103
2010	7	2	9	2	3	23	31	7	27	5	7	77	100
2011	6	1	2	0	54	63	22	4	7	2	75	110	173
2012	0	0	3	0	2	5	1	2	0	0	4	7	12
2013	1	0	9	7	1	18	5	4	16	2	1	28	46
2014	4	0	1	2	0	7	11	2	15	6	0	34	41
2015	8	1	9	1	0	19	19	2	30	6	0	57	76
2016	7	3	3	0	0	13	16	1	11	2	0	30	43
<b>Total</b>	<b>49</b>	<b>9</b>	<b>46</b>	<b>15</b>	<b>102</b>	<b>221</b>	<b>212</b>	<b>53</b>	<b>137</b>	<b>32</b>	<b>189</b>	<b>623</b>	<b>844</b>

Chart 2.3: Casualties



**Table 2.9: MRE by State**

Period	State	Boys	Girls	Men	Women	Not Specified	Total
October	West Bahr El Ghazal	626	433	346	271	0	1,676
	Upper Nile	2,215	1,746	781	838	0	5,580
	Lakes	128	17	19	21	0	185
	Unity	504	395	347	329	0	1,575
	Jonglei	706	480	234	294	0	1,714
	Central Equatoria	1,634	1,472	1302	1,220	0	5,628
	<b>Total</b>	<b>5,813</b>	<b>4,543</b>	<b>3,029</b>	<b>2,973</b>	<b>0</b>	<b>16,358</b>
Year 2016	West Bahr El Ghazal	6,211	4,694	3,763	4,561	0	19,229
	West Equatoria	815	738	346	508	0	2,407
	Upper Nile	38,611	34,719	13,212	18,227	0	104,769
	Lakes	2,333	1,793	459	539	0	5,124
	North Bahr El Ghazal	91	95	79	69	0	334
	Warrap	42	31	45	47	0	165
	East Equatoria	14,998	13,205	13,904	12,041	0	54,148
	Unity	12,411	9,975	7,179	7,601	0	37,166
	Jonglei	13,732	11,281	6,533	6,802	0	38,348
	Central Equatoria	13,204	11,601	13,112	11,287	0	49,204
<b>Total</b>	<b>102,448</b>	<b>88,132</b>	<b>58,632</b>	<b>61,682</b>	<b>0</b>	<b>310,894</b>	
Total	West Bahr El Ghazal	64,507	26,768	24,442	21,327	35	137,079
	West Equatoria	58,223	43,522	39,540	26,320	0	167,605
	Upper Nile	176,905	136,329	88,380	99,839	0	501,453
	Lakes	17,965	14,347	11,742	7,956	0	52,010
	North Bahr El Ghazal	10,822	7,400	4,830	6,708	0	29,760
	Warrap	18,927	11,095	15,153	10,133	0	55,308
	East Equatoria	240,256	162,426	148,306	89,547	180	640,715
	Unity	80,439	60,635	61,498	57,368	1	259,941
	Jonglei	150,789	120,324	108,133	94,368	4	473,618
	Out side	28,420	22,113	53,148	38,459	0	142,140
	Central Equatoria	225,044	151,133	182,300	100,231	9,424	668,132
	<b>Total</b>	<b>1,072,297</b>	<b>756,092</b>	<b>737,472</b>	<b>552,256</b>	<b>9,644</b>	<b>3,127,761</b>

**Table 2.10: MRE by Year**

Year	Boys	Girls	Men	Women	Not Specified	Total
2004	0	0	508	374	0	882
2005	1,897	1,774	13,830	989	0	18,490
2006	25,855	17,955	85,698	26,742	182	156,432
2007	202,696	40,407	130,247	38,464	9,462	421,276
2008	127,274	103,429	87,811	80,074	0	398,588
2009	87,739	73,017	64,455	55,795	0	281,006
2010	54,114	45,380	33,702	26,363	0	159,559
2011	64,538	51,173	26,781	21,649	0	164,141
2012	101,885	85,420	48,391	49,020	0	284,716
2013	78,197	58,628	56,021	54,505	0	247,351
2014	54,892	45,214	33,390	34,159	0	167,655
2015	170,762	145,563	98,006	102,440	0	516,771
2016	102,448	88,132	58,632	61,682	0	310,894
<b>Total</b>	<b>1,072,297</b>	<b>756,092</b>	<b>737,472</b>	<b>552,256</b>	<b>9,644</b>	<b>3,127,761</b>

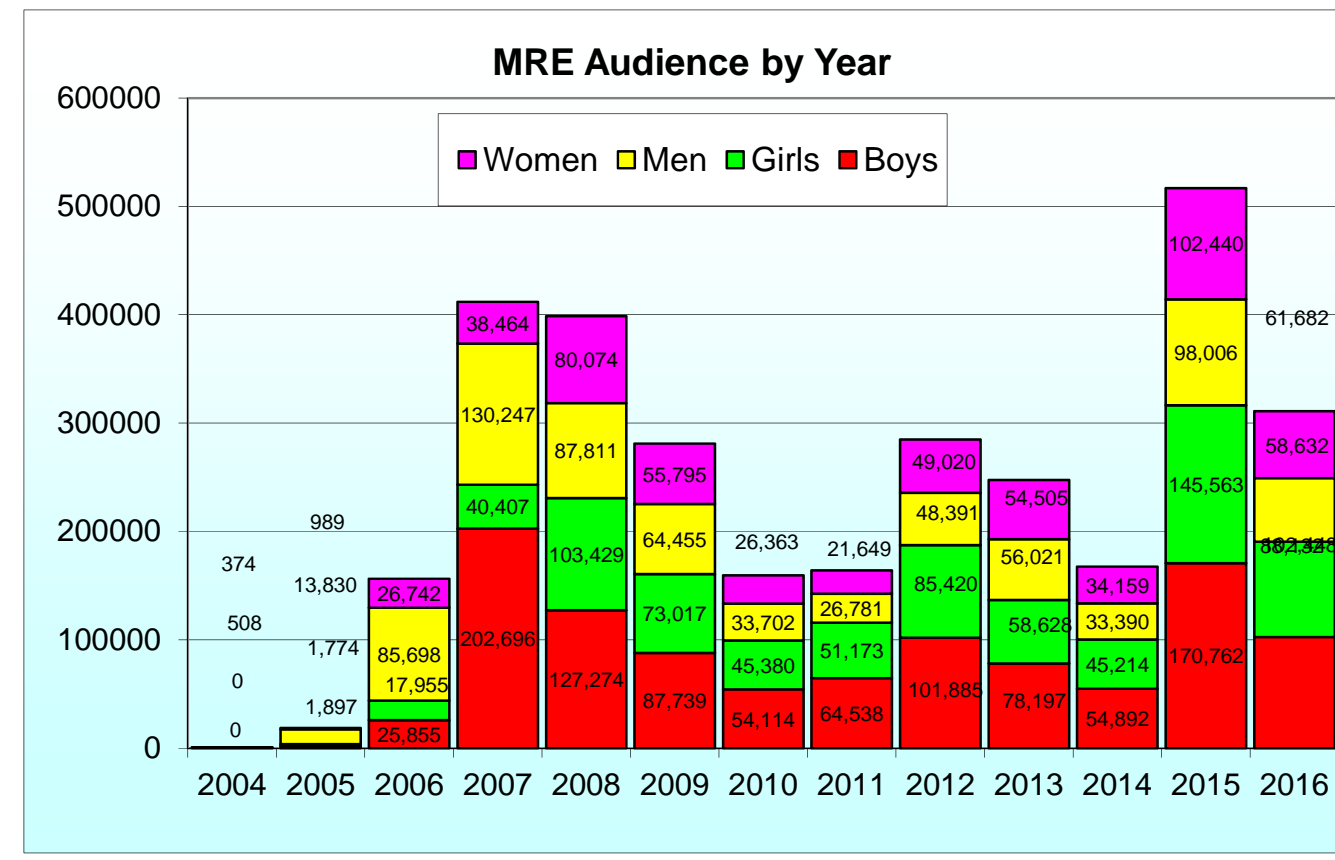
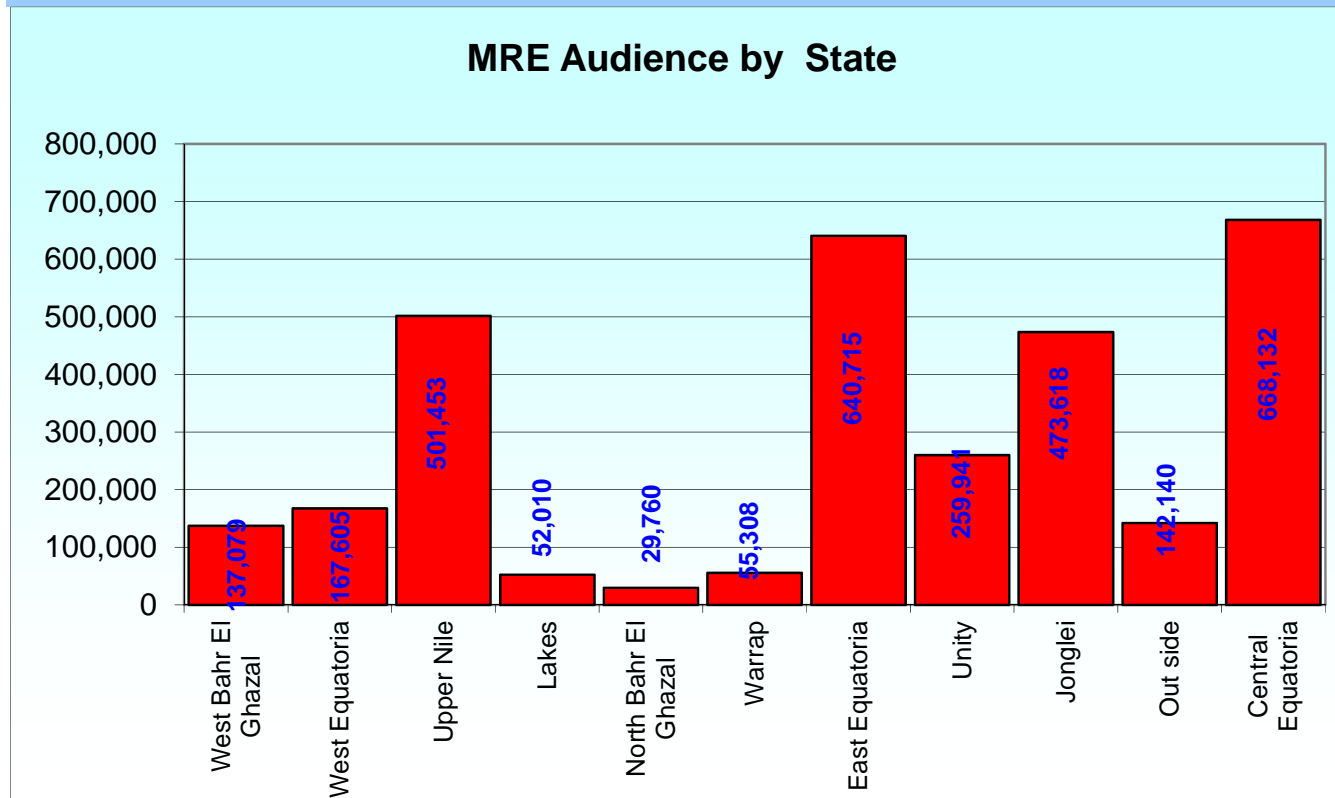
**Table 2.11: MRE by Organization Year 2016**

Org/Month	Boys	Girls	Men	Women	Total
<b>Mine Advisory Group</b>	<b>2,536</b>	<b>2,327</b>	<b>2,330</b>	<b>1,957</b>	<b>9,150</b>
Jan-16	238	189	222	214	863
Feb-16	478	406	322	249	1,455
Mar-16	227	242	276	174	919
Apr-16	157	208	270	193	828
May-16	244	226	327	222	1,019
Jul-16	1,192	1,056	913	905	4,066
<b>MECHEM</b>	<b>13,451</b>	<b>10,928</b>	<b>11,344</b>	<b>11,124</b>	<b>46,847</b>
Jan-16	2,108	1,689	2,373	2,246	8,416
Feb-16	3,024	2,300	2,182	1,850	9,356
Mar-16	3,205	2,424	1,896	1,811	9,336
Apr-16	2,270	1,904	2,042	1,936	8,152
May-16	1,688	1,506	1,731	1,925	6,850
Jun-16	1,156	1,105	1,120	1,356	4,737
<b>Media Theatre Team</b>	<b>11,540</b>	<b>8,705</b>	<b>2,113</b>	<b>2,615</b>	<b>24,973</b>
Jan-16	511	433	169	216	1,329
Feb-16	773	646	175	299	1,893
Mar-16	1,436	900	190	193	2,719
Apr-16	1,394	1,050	176	357	2,977
May-16	856	727	102	84	1,769
Jun-16	1,053	815	180	230	2,278
Jul-16	1,542	989	229	230	2,990
Aug-16	1,404	1,079	276	313	3,072
Sep-16	1,191	959	282	300	2,732
Oct-16	1,380	1,107	334	393	3,214
<b>Danish Church Aid</b>	<b>11,050</b>	<b>10,526</b>	<b>6,355</b>	<b>7,620</b>	<b>35,551</b>
Jan-16	1,317	1,321	765	841	4,244
Feb-16	2,409	2,391	1,116	1,419	7,335
Mar-16	12	17	15	12	56
Apr-16	1,989	1,852	1,327	1,755	6,923
May-16	1,346	1,217	931	1,162	4,656
Jun-16	784	722	547	616	2,669
Jul-16	737	732	392	472	2,333
Aug-16	6	10	82	35	133
Sep-16	1,213	1,164	406	481	3,264
Oct-16	1,237	1,100	774	827	3,938
<b>G4S</b>	<b>33,076</b>	<b>27,561</b>	<b>17,164</b>	<b>21,036</b>	<b>98,837</b>
Jan-16	3,293	2,629	2,618	2,986	11,526
Feb-16	3,318	2,833	1,844	2,053	10,048
Mar-16	3,334	2,799	1,680	1,805	9,618
Apr-16	4,540	3,995	1,790	2,160	12,485
May-16	3,123	2,622	1,734	2,155	9,634
Jun-16	2,393	1,925	1,189	1,354	6,861
Jul-16	1,615	1,489	1,021	1,403	5,528
Aug-16	4,992	3,968	1,802	2,418	13,180
Sep-16	3,425	3,098	1,938	3,127	11,588
Oct-16	3,043	2,203	1,548	1,575	8,369
<b>Danish Demining Group</b>	<b>4,803</b>	<b>4,033</b>	<b>2,210</b>	<b>3,343</b>	<b>14,389</b>
Jan-16	228	224	86	177	715
Feb-16	969	580	408	433	2,390
Mar-16	270	252	290	212	1,024
Apr-16	716	617	406	503	2,242
May-16	2,620	2,360	1,020	2,018	8,018

Org/Month	Boys	Girls	Men	Women	Total
<b>United Nation Mine Action Service</b>	0	0	1,388	288	1,676
Jan-16	0	0	138	26	164
Feb-16	0	0	228	63	291
Mar-16	0	0	178	44	222
Apr-16	0	0	200	25	225
May-16	0	0	162	38	200
Jun-16	0	0	183	51	234
Sep-16	0	0	98	9	107
Oct-16	0	0	201	32	233
<b>Sudan Integrated Mine Action System</b>	537	500	583	502	2,122
Jan-16	537	500	583	502	2,122
<b>Mine Tech International</b>	1,177	827	2,473	1,533	6,010
Jan-16	55	46	317	163	581
Feb-16	239	163	337	233	972
Mar-16	179	93	362	182	816
Apr-16	263	164	529	268	1,224
May-16	264	197	521	381	1,363
Jun-16	177	164	407	306	1,054
<b>TDI</b>	5,081	3,990	5,106	2,350	16,527
Jan-16	741	591	939	521	2,792
Feb-16	748	641	1,094	490	2,973
Mar-16	1,095	979	1,021	413	3,508
Apr-16	712	602	779	273	2,366
May-16	430	301	604	101	1,436
Jun-16	641	316	355	158	1,470
Jul-16	18	5	16	4	43
Sep-16	543	422	126	244	1,335
Oct-16	153	133	172	146	604
<b>Child Assistant Organisation</b>	158	130	50	56	394
Jun-16	158	130	50	56	394
<b>CRO</b>	17,586	17,409	7,375	9,186	51,556
Feb-16	229	205	263	286	983
Mar-16	444	340	523	468	1,775
Apr-16	465	403	715	582	2,165
May-16	390	455	572	678	2,095
Jun-16	4,997	4,780	1,890	3,125	14,792
Jul-16	7,981	7,993	2,257	2,752	20,983
Aug-16	3,080	3,233	1,155	1,295	8,763
<b>Community in Need Aid (CINA)</b>	1,453	1,196	141	72	2,862
Aug-16`	1,453	1,196	141	72	2,862
<b>Total</b>	102,448	88,132	58,632	61,682	310,894



**Chart 2.4: MRE Audiences**



Tab

State	Closed	Open	Total
West Bahr El Ghazal	926	13	939
West Equatoria	904	41	945
Upper Nile	889	29	918
Lakes	237	14	251
North Bahr El Ghazal	247	1	248
Warrap	619	4	623
East Equatoria	2,870	199	3,069
Unity	779	12	791
Jonglei	1,360	107	1,467
Central Equatoria	4,568	285	4,853
<b>Total</b>	<b>13,399</b>	<b>705</b>	<b>14,104</b>

**Table 2.13: Hazard Closed by Year:**

Year	Hazard closed
2004	36
2005	65
2006	182
2007	614
2008	1,466
2009	1,215
2010	1,325
2011	646
2012	1,099
2013	1,520
2014	1,319
2015	1,962
2016	1,950
<b>Total</b>	<b>13,399</b>

**Chart 2.5: Status of Hazard**

