

**1. Summary of the contamination and progress:**

**Table 1.1: Contamination:**

**Open Hazard:**

Type of Hazard	Dangerous Area	Ammunition Dump	Battlefield	Confrontation Area	Minefield	Previous Ambush Area	Stockpile	LIS SHA	UXO Spot	Total
Running Total	2	9	130	24	248	4	37	55	190	699

**Closed Hazard:**

Type of Hazard	Dangerous Area	Ammunition Dump	Battlefield	Confrontation Area	Minefield	Previous Ambush Area	Stockpile	LIS SHA	UXO Spot	Total
December	0	2	0	0	1	0	1	0	98	102
Year 2016	1	2	58	7	79	2	25	13	1,947	2,134
Running Total	50	514	126	488	1,283	38	106	317	10,662	13,584

**Table 1.2: Area Released (sqm):**

Period	EOD	BAC Sub Surface	BAC Surface	Battle Area Released	Cancelled	Manual Mine Clearance	Mechanical Mine Clearance	Mine Detection Dogs (MDD)	Mined Area Released	Cancelled NTS	Total Area Released
December	5	32,185	52,052	84,242	0	61,188	0	20,333	81,521	121,600	287,363
Year 2016	2,210	4,805,119	3,155,024	7,962,353	71,399	307,879	1,890,947	376,897	2,647,121	17,166,302	27,775,777
Running Total	2,852,540	18,069,397	33,205,752	54,127,689	1,201,473	7,947,036	22,497,965	4,505,790	36,152,264	1,085,217,085	1,175,497,037

**Table 1.3: Devices Destroyed:**

Period	AP	AT	UXO	SAA
December	5	7	350	1,044
Year 2016	585	200	20,190	201,589
Running Total	31,253	5,735	902,360	3,011,739

**Table 1.4: Casualties:**

Period	Killed						Injured						Total
	Men	Women	Boys	Girls	Not Specified	Total	Men	Women	Boys	Girls	Not Specified	Total	
December	0	0	0	0	0	0	0	0	0	0	0	0	0
Year 2016	7	3	3	0	0	13	16	1	11	2	0	30	43
Running Total	455	110	167	46	582	1,360	1,485	222	451	98	1,301	3,557	4,917

**Table 1.5: MRE:**

Period	Boys	Girls	Men	Women	Not Specified	Total
December	5,502	5,280	3,752	4,331	0	18,865
Year 2016	124,752	109,426	71,558	79,547	0	385,283
Running Total	1,094,601	777,386	750,398	570,121	9,644	3,202,150

**Table 1.6: Road Opened (km):**

Period	Road Assessed	Road Verified	Road Opened
December	58	3	60
Year 2016	1,086	186	1,272
Running Total	23,582	3,991	27,573



**United Nations Mine Action Service – South Sudan**  
**IMSMA Monthly Report-December 2016**



**Table 1.7: EDD Search Operations:**

Period	Baggage	Building	Open Area	Vehicles	Other
December	4,539	0	0	2,793	1,000
Year 2016	70,510	576	0	10,133	6,992
Running Total	108,349	1,562	600	30,375	6,992

**Table 1.8: Safety Briefing to UNMISS Staff:**

Period	Men	Women	Total
December	169	19	188
Year 2016	1,642	345	1,987
Running Total	4,055	965	5,020

**Contacts:**

1. Robert Thompson ([Robert.Thompson@unmas.org](mailto:Robert.Thompson@unmas.org))
2. Tim Lardner ([Tim.Lardner@unmas.org](mailto:Tim.Lardner@unmas.org))



**United Nations Mine Action Service – South Sudan  
IMSMA Monthly Report-December 2016**



**2. Detailed Report on Mine Action Activities in Sudan**

**Table 2.1: Area Released by year:**

Year	EOD	BAC Sub Surface	BAC Surface	Battle Area Released	Cancelled	Manual Mine Clearance	Mechanical Mine Clearance	Mine Detection Dogs (MDD)	Mined Area Released	Cancelled NTS	Total Area Released
A	B	C	D	E	F	G	H	I	J	K	L
2004	3,091	0	143,006	146,097	0	22,481	0	0	22,481	0	168,578
2005	706	0	519,978	520,684	0	479,237	0	0	479,237	0	999,920
2006	2,259	273,295	5,161,955	5,437,509	0	854,222	305,637	214	1,160,073	0	6,597,582
2007	732	811,001	2,202,814	3,014,547	0	1,620,866	402,574	203,193	2,226,633	0	5,241,180
2008	3,317	940,821	4,509,565	5,453,703	0	1,844,426	603,078	686,066	3,133,570	0	8,587,273
2009	10,902	1,329,853	2,966,421	4,307,176	184,439	494,267	2,230,782	728,498	3,637,986	987,746,090	995,691,252
2010	3,183	1,344,536	2,078,996	3,426,715	309,733	994,707	1,956,217	588,227	3,848,884	35,461,437	42,737,036
2011	24,673	674,807	4,472,122	5,171,602	62,568	229,123	2,051,967	279,548	2,623,206	642,673	8,437,481
2012	6,915	1,686,715	1,164,132	2,857,762	31,329	325,277	3,331,331	511,891	4,199,828	21,785,160	28,842,750
2013	2,700,186	2,162,852	915,111	5,778,149	301,080	176,586	3,371,936	481,767	4,331,369	16,993,833	27,103,351
2014	5,600	1,866,318	3,698,331	5,570,249	96,019	222,538	2,148,327	249,076	2,715,960	1,037,552	9,323,761
2015	88,766	2,174,080	2,218,297	4,481,143	144,905	375,428	4,205,169	400,413	5,125,915	4,384,038	13,991,096
2016	2,210	4,805,119	3,155,024	7,962,353	71,399	307,879	1,890,947	376,897	2,647,121	17,166,302	27,775,777
<b>Total</b>	<b>2,852,540</b>	<b>18,069,397</b>	<b>33,205,752</b>	<b>54,127,689</b>	<b>1,201,473</b>	<b>7,947,036</b>	<b>22,497,965</b>	<b>4,505,790</b>	<b>36,152,264</b>	<b>1,085,217,085</b>	<b>1,175,497,037</b>

**Table 2.2: Area Released by State:**

Period	State	EOD	BAC Sub Surface	BAC Surface	Battle Area Released	Cancelled	Manual Mine Clearance	Mechanical Mine Clearance	Mine Detection Dogs (MDD)	Mined Area Released	Cancelled NTS	Total Area Released
December	West Bahr El Ghazal	0	0	0	0	0	0	0	0	0	0	0
	West Equatoria	0	0	0	0	0	0	0	0	0	1,000	1,000
	Upper Nile	0	0	0	0	0	0	0	0	0	0	0
	Lakes	0	0	0	0	0	0	0	0	0	0	0
	North Bahr El Ghazal	0	0	0	0	0	0	0	0	0	0	0
	Warrap	0	0	0	0	0	0	0	0	0	0	0
	East Equatoria	0	0	0	0	0	0	0	0	0	0	0
	Unity	5	5,623	27,202	32,830	0	56,930	0	20,333	77,263	0	110,093
	Jonglei	0	21,373	19,930	41,303	0	1,237	0	0	1,237	0	42,540
	Central Equatoria	0	5,189	4,920	10,109	0	3,021	0	0	3,021	120,600	133,730
<b>Total</b>	<b>5</b>	<b>32,185</b>	<b>52,052</b>	<b>84,242</b>	<b>0</b>	<b>61,188</b>	<b>0</b>	<b>20,333</b>	<b>81,521</b>	<b>121,600</b>	<b>287,363</b>	
Year 2016	West Bahr El Ghazal	0	422,020	324,314	746,334	0	43	0	58,550	58,593	0	804,927
	West Equatoria	0	269,562	27,500	297,062	0	0	0	23,048	23,048	1,000	321,110
	Upper Nile	0	0	0	0	14,704	194	0	0	14,898	206	15,104
	Lakes	0	213,363	135,069	348,432	0	723	0	0	723	177,174	526,329
	North Bahr El Ghazal	0	0	0	0	0	0	0	0	0	491,129	491,129
	Warrap	0	0	0	0	0	0	0	0	0	0	0
	East Equatoria	1	1,463,391	1,065,211	2,528,603	0	136,352	717,072	1,169	854,593	1,475,247	4,858,443
	Unity	40	1,164,516	99,151	1,263,707	0	93,949	0	275,874	369,823	13,455,719	15,089,249
	Jonglei	2,100	294,044	284,921	581,065	0	4,817	0	535	5,352	563,274	1,149,691
	Central Equatoria	69	978,223	1,218,858	2,197,150	56,695	71,801	1,173,875	17,721	1,320,092	1,002,553	4,519,795
<b>Total</b>	<b>2,210</b>	<b>4,805,119</b>	<b>3,155,024</b>	<b>7,962,353</b>	<b>71,399</b>	<b>307,879</b>	<b>1,890,947</b>	<b>376,897</b>	<b>2,647,121</b>	<b>17,166,302</b>	<b>27,775,777</b>	
Total	West Bahr El Ghazal	2,522,904	886,644	2,148,888	5,558,436	106,675	543,045	262,369	218,772	1,130,861	975,954,761	982,644,058
	West Equatoria	280	1,441,546	632,390	2,074,216	107,520	92,200	1,075,297	69,059	1,344,076	361,470	3,779,761
	Upper Nile	864	1,942,762	8,742,315	10,685,941	207,159	796,138	1,088,411	924,519	3,016,227	7,904,179	21,606,347
	Lakes	323	285,907	915,226	1,201,455	28,834	87,821	75,450	16,080	208,185	1,007,520	2,417,160
	North Bahr El Ghazal	4,327	250,242	486,933	741,502	0	1,652	24,558	0	26,210	1,001,221	1,768,933
	Warrap	180	11,551	119,751	131,482	0	494	0	0	494	13,065,104	13,197,080
	East Equatoria	86,082	3,589,715	2,852,301	6,528,098	460,174	1,316,851	6,292,569	672,294	8,741,888	28,067,200	43,337,186
	Unity	49	1,355,312	813,722	2,169,083	0	104,969	157,050	352,858	614,877	13,797,638	16,581,598
	Jonglei	3,135	641,317	1,041,923	1,686,375	0	152,399	196,782	63,540	412,721	5,402,898	7,501,994
	Central Equatoria	234,396	7,664,401	15,452,304	23,351,100	291,110	4,851,468	13,325,479	2,188,668	20,656,725	38,655,094	82,662,919
<b>Total</b>	<b>2,852,540</b>	<b>18,069,397</b>	<b>33,205,752</b>	<b>54,127,689</b>	<b>1,201,473</b>	<b>7,947,036</b>	<b>22,497,965</b>	<b>4,505,790</b>	<b>36,152,264</b>	<b>1,085,217,085</b>	<b>1,175,497,037</b>	



**United Nations Mine Action Service – South Sudan**  
**IMSMA Monthly Report-December 2016**



**Table 2.3: Area Released by Organization Year 2016**

Organizations/Month	EOD	BAC Sub Surface	BAC Surface	Total BAC	TS Cancelled	Manual	Mechanical	MDD	Total Mined Area	NTS Cancelled	Area Released
<b>Mine Advisory Group</b>	0	615,714	94,027	709,741	0	4,181	376,298	0	380,479	750,034	1,840,254
Jan-16	0	30,870	5,960	36,830	0	799	124,093	0	124,892	0	161,722
Feb-16	0	125,015	12,500	137,515	0	738	85,254	0	85,992	89,004	312,511
Mar-16	0	126,261	31,226	157,487	0	1,367	69,063	0	70,430	540,030	767,947
Apr-16	0	101,961	13,345	115,306	0	950	51,999	0	52,949	0	168,255
May-16	0	66,280	22,147	88,427	0	191	41,829	0	42,020	0	130,447
Jun-16	0	131,501	7,449	138,950	0	136	4,060	0	4,196	0	143,146
Jul-16	0	25,423	0	25,423	0	0	0	0	0	0	25,423
Nov-16	0	3,214	0	3,214	0	0	0	0	0	60,000	63,214
Dec-16	0	5,189	1,400	6,589	0	0	0	0	0	61,000	67,589
<b>MECHEM</b>	2,100	412,524	408,315	822,939	0	74,199	0	0	74,199	563,194	1,460,332
Jan-16	0	95,440	88,500	183,940	0	5,286	0	0	5,286	35,000	224,226
Feb-16	0	121,502	136,222	257,724	0	8,009	0	0	8,009	0	265,733
Mar-16	2,100	182,497	173,554	358,151	0	5,727	0	0	5,727	528,194	892,072
Apr-16	0	3,366	0	3,366	0	14,036	0	0	14,036	0	17,402
May-16	0	0	0	0	0	22,653	0	0	22,653	0	22,653
Jun-16	0	9,719	10,039	19,758	0	18,488	0	0	18,488	0	38,246
<b>Danish Church Aid</b>	0	1,601	44,029	45,630	0	1,655	0	0	1,655	0	47,285
Jan-16	0	0	0	0	0	57	0	0	57	0	57
Feb-16	0	0	0	0	0	1,108	0	0	1,108	0	1,108
Mar-16	0	0	0	0	0	97	0	0	97	0	97
Apr-16	0	1,601	1,471	3,072	0	48	0	0	48	0	3,120
May-16	0	0	42,558	42,558	0	0	0	0	0	0	42,558
Jun-16	0	0	0	0	0	142	0	0	142	0	142
Jul-16	0	0	0	0	0	203	0	0	203	0	203
Oct-16	0	0	0	0	0	0	0	0	0	0	0
Nov-16	0	0	0	0	0	0	0	0	0	0	0
Dec-16	0	0	0	0	0	0	0	0	0	0	0
<b>G4S</b>	6	2,231,137	2,359,955	4,591,098	2,324	99,518	598,380	0	700,222	2,238,894	7,530,214
Jan-16	0	213,536	243,921	457,457	0	22,921	101,855	0	124,776	335,146	917,379
Feb-16	0	361,242	457,925	819,167	0	11,063	87,257	0	98,320	658,303	1,575,790
Mar-16	0	357,194	379,495	736,689	2,324	9,639	105,013	0	116,976	399,232	1,252,897
Apr-16	0	428,734	334,525	763,259	0	14,659	130,878	0	145,537	846,213	1,755,009
May-16	1	509,869	418,113	927,983	0	22,404	109,247	0	131,651	0	1,059,634
Jun-16	5	288,612	229,493	518,105	0	10,595	64,130	0	74,725	0	592,835
Jul-16	0	2,360	1,870	4,230	0	107	0	0	107	0	4,337
Aug-16	0	0	0	0	0	671	0	0	671	0	671
Sep-16	0	0	75,933	75,933	0	506	0	0	506	0	76,439
Oct-16	0	10,085	147,448	157,533	0	982	0	0	982	0	158,515
Nov-16	0	36,421	46,180	82,601	0	2,116	0	0	2,116	0	84,717
Dec-16	0	23,084	25,052	48,136	0	3,855	0	0	3,855	0	51,991
<b>Danish Demining Group</b>	0	0	0	0	2,060	0	0	0	2,060	0	2,060

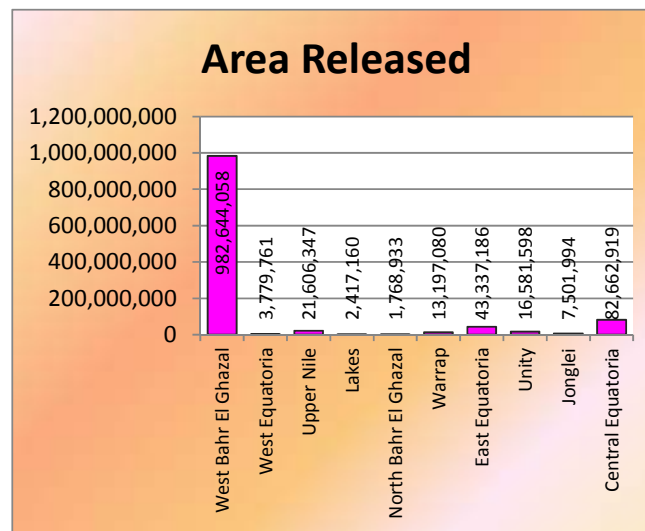
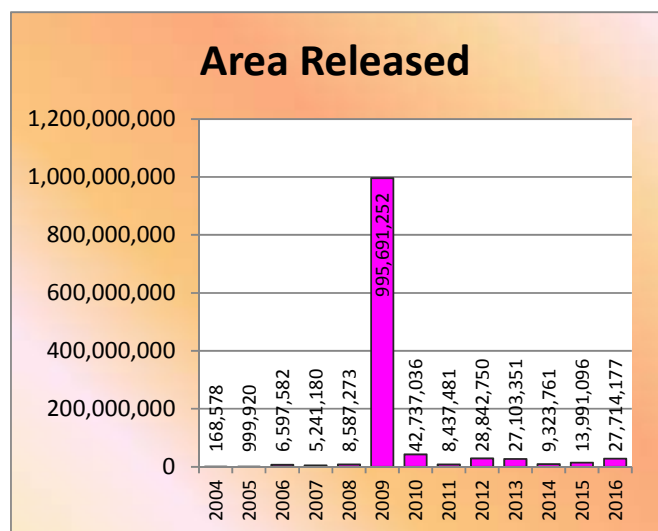
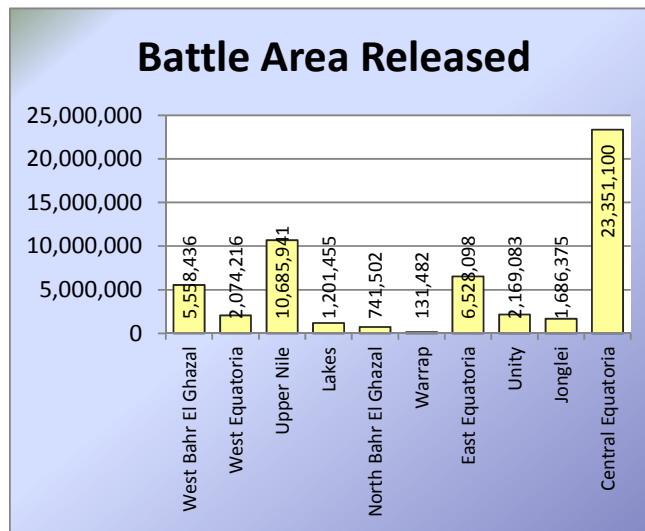
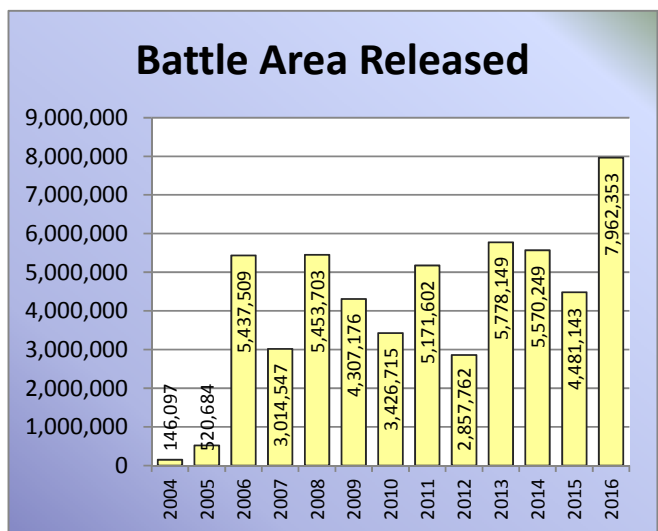
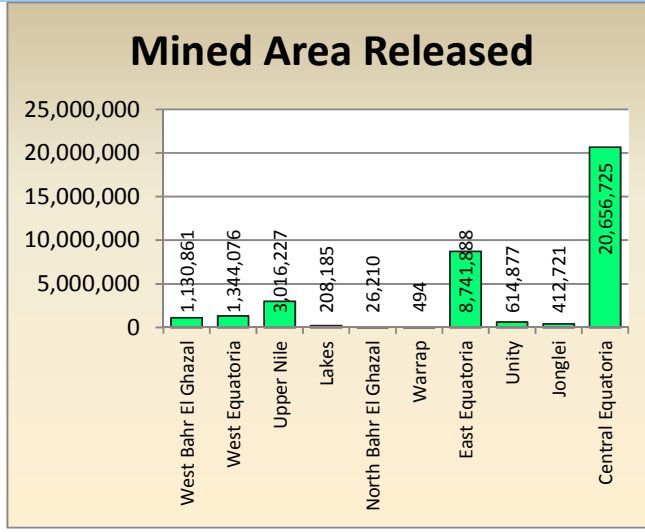
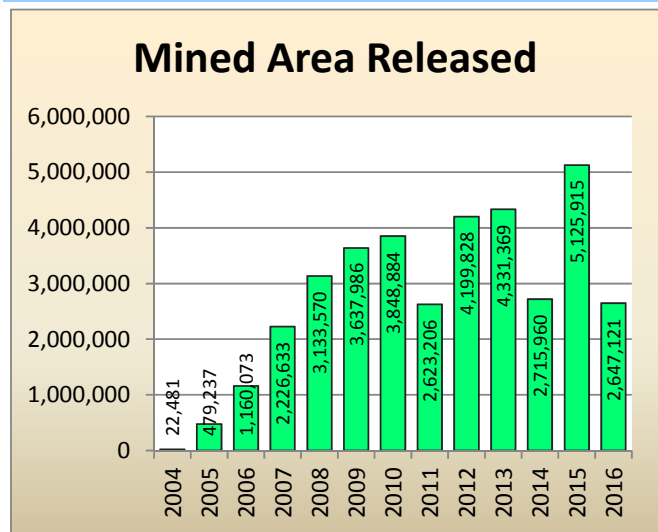


**United Nations Mine Action Service – South Sudan  
IMSMA Monthly Report-December 2016**



Organizations/Month	EOD	BAC Sub Surface	BAC Surface	Total BAC	TS Cancelled	Manual	Mechanical	MDD	Total Mined Area	NTS Cancelled	Area Released
Jan-16	0	0	0	0	2,060	0	0	0	2,060	0	2,060
Feb-16	0	0	0	0	0	0	0	0	0	0	0
Mar-16	0	0	0	0	0	0	0	0	0	0	0
Apr-16	0	0	0	0	0	0	0	0	0	0	0
May-16	0	0	0	0	0	0	0	0	0	0	0
Jun-16	0	0	0	0	0	0	0	0	0	0	0
Jul-16	0	0	0	0	0	0	0	0	0	0	0
Aug-16	0	0	0	0	0	0	0	0	0	0	0
Sep-16	0	0	0	0	0	0	0	0	0	0	0
Oct-16	0	0	0	0	0	0	0	0	0	0	0
Nov-16	0	0	0	0	0	0	0	0	0	0	0
Dec-16	0	0	0	0	0	0	0	0	0	0	0
<b>United Nation Mine Action Service</b>	<b>0</b>	<b>0</b>	<b>0</b>	<b>0</b>	<b>0</b>	<b>0</b>	<b>0</b>	<b>0</b>	<b>0</b>	<b>77,489</b>	<b>77,489</b>
May-16	0	0	0	0	0	0	0	0	0	16,889	16,889
Dec-16	0	0	0	0	0	0	0	0	0	60,600	60,600
<b>Mine Tech International</b>	<b>49</b>	<b>0</b>	<b>0</b>	<b>49</b>	<b>67,015</b>	<b>8,336</b>	<b>916,266</b>	<b>0</b>	<b>991,617</b>	<b>279,292</b>	<b>1,270,958</b>
Jan-16	0	0	0	0	0	1,170	149,353	0	150,523	0	150,523
Feb-16	43	0	0	43	67,015	848	196,664	0	264,527	279,292	543,862
Mar-16	6	0	0	6	0	1,967	163,220	0	165,187	0	165,193
Apr-16	0	0	0	0	0	970	142,082	0	143,052	0	143,052
May-16	0	0	0	0	0	1,939	178,398	0	180,337	0	180,337
Jun-16	0	0	0	0	0	1,442	86,549	0	87,991	0	87,991
<b>TDI</b>	<b>55</b>	<b>1,544,143</b>	<b>228,821</b>	<b>1,773,019</b>	<b>0</b>	<b>119,980</b>	<b>3</b>	<b>375,728</b>	<b>495,711</b>	<b>13,257,399</b>	<b>15,526,129</b>
Jan-16	0	194,311	39,919	234,230	0	5,742	0	65,617	71,359	7	305,596
Feb-16	0	152,275	27,094	179,369	0	33,050	0	42,320	75,370	5,246	259,985
Mar-16	0	206,756	21,053	227,809	0	5,641	0	41,020	46,661	13,252,146	13,526,616
Apr-16	4	335,737	18,459	354,200	0	4,607	0	54,444	59,051	0	413,251
May-16	20	191,511	0	191,531	0	804	0	55,228	56,032	0	247,563
Jun-16	12	456,971	49,400	506,383	0	0	0	78,765	78,765	0	585,148
Jul-16	6	150	0	156	0	1,633	1	7,124	8,758	0	8,914
Aug-16	0	1,227	47,296	48,523	0	22	0	1,944	1,966	0	50,489
Sep-16	0	1,293	0	1,293	0	4,477	0	1,115	5,592	0	6,885
Oct-16	0	0	0	0	0	3,939	1	4,838	8,778	0	8,778
Nov-16	8	0	0	8	0	2,732	0	2,980	5,712	0	5,720
Dec-16	5	3,912	25,600	29,517	0	57,333	0	20,333	77,666	0	107,183
<b>Norwegian Peoples Aid</b>	<b>0</b>	<b>0</b>	<b>19,877</b>	<b>19,877</b>	<b>0</b>	<b>10</b>	<b>0</b>	<b>1,169</b>	<b>1,179</b>	<b>0</b>	<b>21,056</b>
May-16	0	0	19,877	19,877	0	10	0	1,169	1,179	0	21,056
<b>Total</b>	<b>2,210</b>	<b>4,805,119</b>	<b>3,155,024</b>	<b>7,962,353</b>	<b>71,399</b>	<b>307,879</b>	<b>1,890,947</b>	<b>376,897</b>	<b>2,647,121</b>	<b>17,166,302</b>	<b>27,775,777</b>

**Chart 2.1: Area Released**





**United Nations Mine Action Service – South Sudan**  
**IMSMA Monthly Report-December 2016**



**Table 2.4: Devices Destroyed by year:**

Year	AP	AT	UXO	SAA
2004	73	411	109,955	37,632
2005	582	282	24,535	6,344
2006	1,585	470	97,180	154,927
2007	2,531	1,207	350,719	31,990
2007	7,596	250	70,169	182,991
2009	3,158	349	31,524	514,297
2010	6,916	666	55,567	561,838
2011	3,509	699	57,353	550,957
2012	1,278	156	20,510	209,715
2013	845	215	22,018	156,230
2014	880	357	15,245	126,901
2015	1,715	473	27,395	276,328
2016	585	200	20,190	201,589
<b>Total</b>	<b>31,253</b>	<b>5,735</b>	<b>902,360</b>	<b>3,011,739</b>

**Table 2.5: Devices Destroyed by State:**

Period	State	AP	AT	UXO	SAA	
December	West Bahr El Ghazal		1	0	10	207
	West Equatoria		0	0	0	0
	Upper Nile		0	0	175	524
	Lakes		0	0	0	0
	North Bahr El Ghazal		0	0	0	0
	Warab		0	1	0	0
	East Equatoria		0	1	7	0
	Unity		0	0	88	203
	Jonglei		3	0	6	80
	Central Equatoria		1	5	64	30
	<b>Total</b>		<b>5</b>	<b>7</b>	<b>350</b>	<b>1,044</b>
Year 2016	West Bahr El Ghazal		1	1	341	13,513
	West Equatoria		0	0	51	1
	Upper Nile		0	3	10,260	103,846
	Lakes		0	0	157	0
	North Bahr El Ghazal		0	0	32	0
	Warab		0	1	0	0
	East Equatoria		79	86	2,012	10,932
	Unity		2	25	3,256	12,468
	Jonglei		28	0	1,111	385
	Central Equatoria		475	84	2,970	60,444
	<b>Total</b>		<b>585</b>	<b>200</b>	<b>20,190</b>	<b>201,589</b>
Total	West Bahr El Ghazal		723	292	42,736	640,118
	West Equatoria		432	71	30,762	9,548
	Upper Nile		5,220	1,007	44,083	174,311
	Lakes		560	419	38,831	6,138
	North Bahr El Ghazal		7	6	6,115	13,899
	Warab		62	33	10,903	32,483
	East Equatoria		3,169	769	188,952	367,594
	Unity		158	55	9,407	107,888
	Jonglei		4,437	413	43,449	517,921
	Central Equatoria		16,485	2,670	487,122	1,141,839
	<b>Total</b>		<b>31,253</b>	<b>5,735</b>	<b>902,360</b>	<b>3,011,739</b>





**United Nations Mine Action Service – South Sudan  
IMSMA Monthly Report-December 2016**



**Table 2.6: Devices Destroyed by Organization Year 2016**

Org/Month	AP	AT	UXO	SAA
<b>Mine Advisory Group</b>	<b>38</b>	<b>4</b>	<b>928</b>	<b>29</b>
Jan-16	0	0	81	0
Feb-16	1	0	123	0
Mar-16	24	0	212	1
Apr-16	7	1	144	1
May-16	4	1	119	0
Jun-16	2	0	175	27
Jul-16	0	0	9	0
Nov-16	0	0	25	0
Dec-16	0	2	40	0
<b>MECHEM</b>	<b>2</b>	<b>9</b>	<b>519</b>	<b>40</b>
Jan-16	0	0	150	0
Feb-16	1	0	160	0
Mar-16	1	0	93	0
Apr-16	0	1	26	12
May-16	0	5	44	28
Jun-16	0	3	46	0
<b>Danish Church Aid</b>	<b>19</b>	<b>10</b>	<b>815</b>	<b>7,773</b>
Jan-16	0	0	1	0
Feb-16	3	2	287	186
Mar-16	0	0	54	528
Apr-16	10	1	253	4,977
May-16	3	2	123	1,870
Jun-16	2	1	48	31
Jul-16	0	0	16	0
Oct-16	0	1	10	0
Nov-16	0	0	15	181
Dec-16	1	3	8	0
<b>G4S</b>	<b>373</b>	<b>101</b>	<b>15,992</b>	<b>168,596</b>
Jan-16	25	12	446	150
Feb-16	22	5	1,421	7,705
Mar-16	16	24	1,766	1,251
Apr-16	158	47	630	14,308
May-16	102	10	1,270	5,212
Jun-16	28	1	403	33,986
Jul-16	1	1	35	317
Aug-16	1	0	47	166
Sep-16	8	0	31	129
Oct-16	5	0	25	147

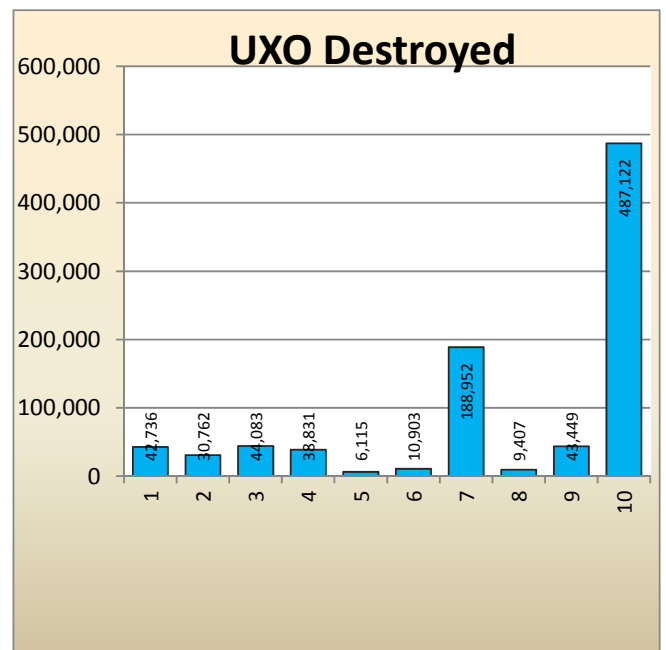
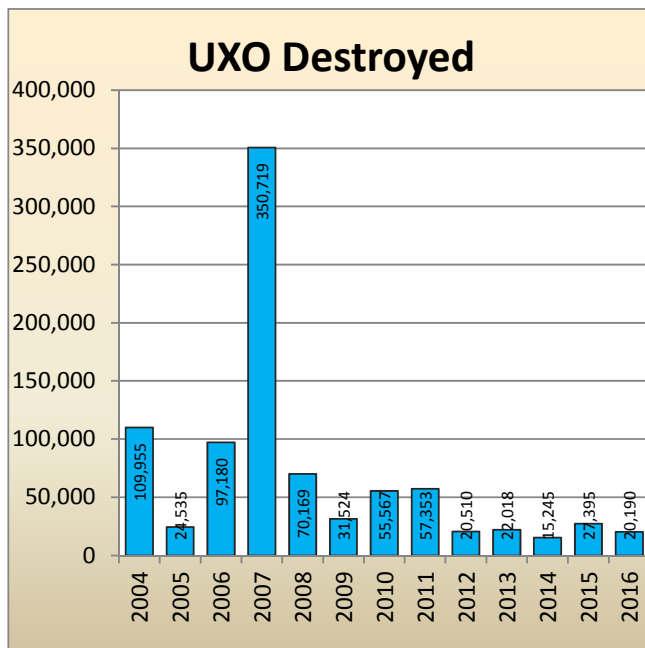
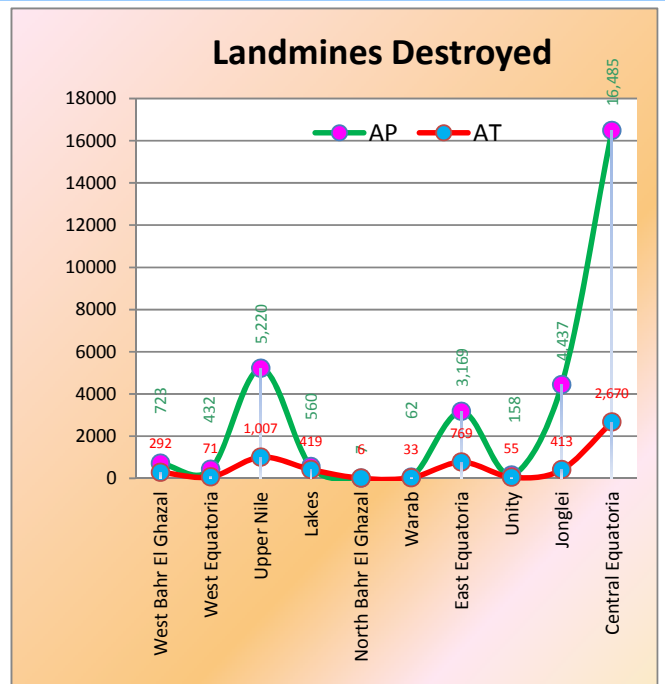
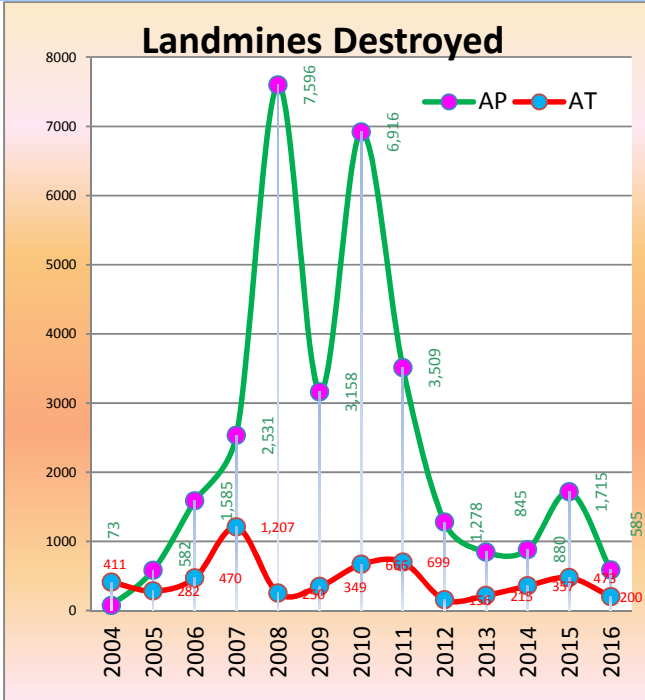


**United Nations Mine Action Service – South Sudan  
IMSMA Monthly Report-December 2016**



Org/Month	AP	AT	UXO	SAA
Nov-16	3	0	9,706	104,319
Dec-16	4	1	212	906
<b>Danish Demining Group</b>	<b>6</b>	<b>0</b>	<b>632</b>	<b>6,413</b>
Feb-16	0	0	66	336
Mar-16	6	0	66	258
Apr-16	0	0	177	364
May-16	0	0	113	832
Jun-16	0	0	69	2,314
Jul-16	0	0	7	181
Aug-16	0	0	2	100
Sep-16	0	0	39	245
Oct-16	0	0	11	1,019
Nov-16	0	0	26	722
Dec-16	0	0	56	42
<b>Mine Tech International</b>	<b>127</b>	<b>52</b>	<b>586</b>	<b>947</b>
Jan-16	90	8	29	0
Feb-16	27	5	85	947
Mar-16	2	10	146	0
Apr-16	3	12	149	0
May-16	4	16	159	0
Jun-16	1	1	18	0
<b>TDI</b>	<b>13</b>	<b>24</b>	<b>705</b>	<b>17,791</b>
Jan-16	4	7	208	2,176
Feb-16	2	0	217	135
Mar-16	6	4	98	11,304
Apr-16	1	7	87	66
May-16	0	1	29	0
Jun-16	0	4	6	1
Jul-16	0	0	9	1
Aug-16	0	0	5	32
Sep-16	0	0	0	1
Oct-16	0	0	5	0
Nov-16	0	0	7	3,979
Dec-16	0	1	34	96
<b>Norwegian Peoples Aid</b>	<b>7</b>	<b>0</b>	<b>13</b>	<b>0</b>
May-16	7	0	13	0
<b>Total</b>	<b>585</b>	<b>200</b>	<b>20,190</b>	<b>201,589</b>

**Chart 2.2: Devices Destroyed**



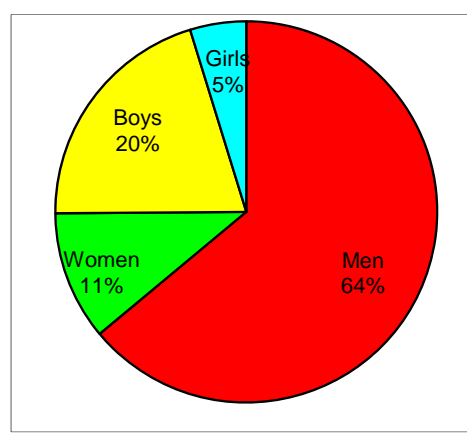
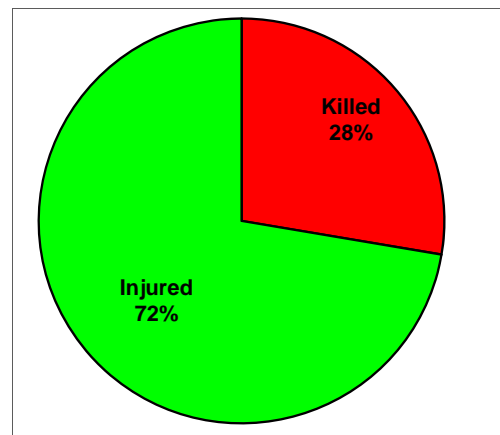
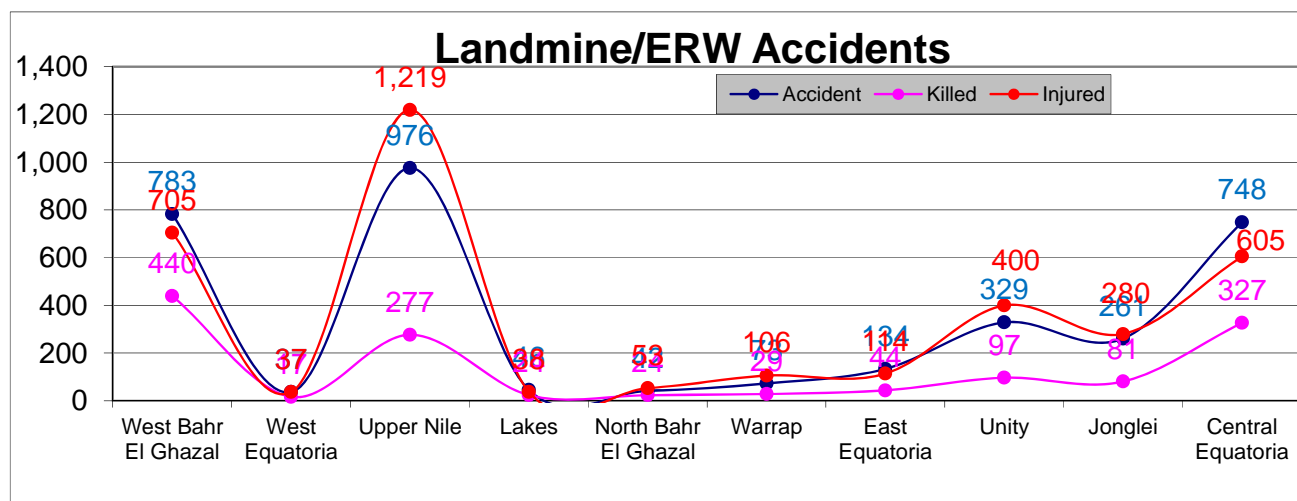
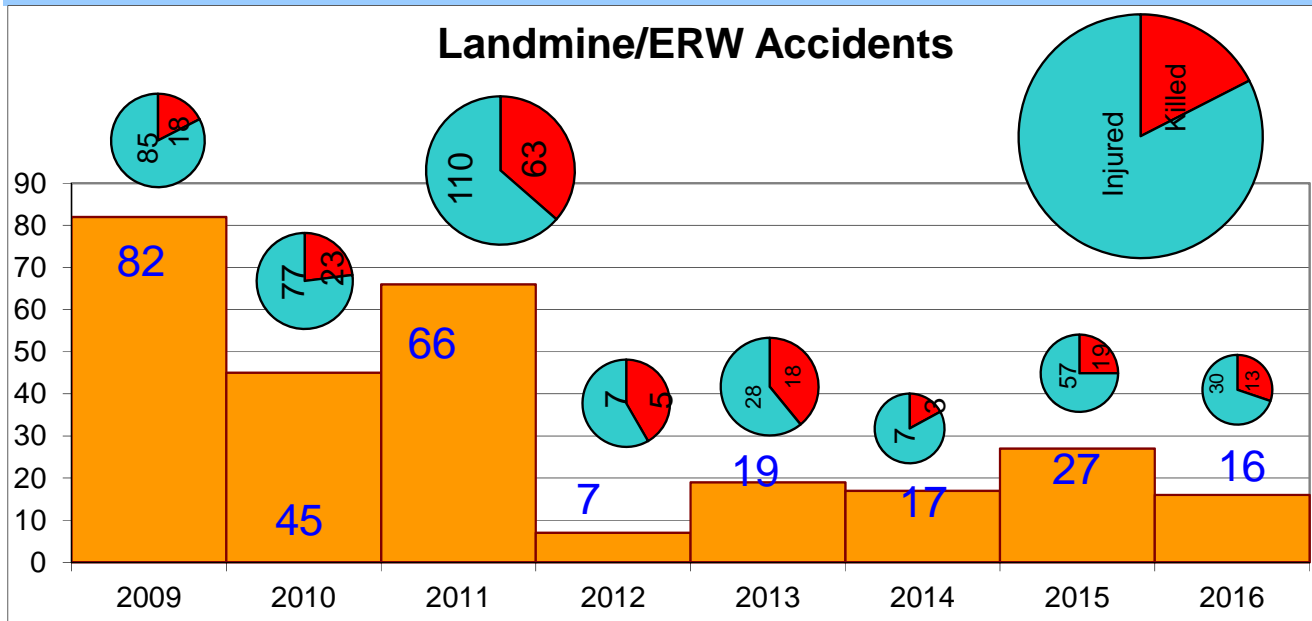
**Table 2.7: Casualties by States:**

Per.	State	Killed						Injured						Total
		Men	Women	Boys	Girls	Not Specified	Total	Men	Women	Boys	Girls	Not Specified	Total	
December	West Bahr El Ghazal	0	0	0	0	0	0	0	0	0	0	0	0	0
	West Equatoria	0	0	0	0	0	0	0	0	0	0	0	0	0
	Upper Nile	0	0	0	0	0	0	0	0	0	0	0	0	0
	Lakes	0	0	0	0	0	0	0	0	0	0	0	0	0
	North Bahr El Ghazal	0	0	0	0	0	0	0	0	0	0	0	0	0
	Warrap	0	0	0	0	0	0	0	0	0	0	0	0	0
	East Equatoria	0	0	0	0	0	0	0	0	0	0	0	0	0
	Unity	0	0	0	0	0	0	0	0	0	0	0	0	0
	Jonglei	0	0	0	0	0	0	0	0	0	0	0	0	0
	Central Equatoria	0	0	0	0	0	0	0	0	0	0	0	0	0
<b>Total</b>	<b>0</b>	<b>0</b>	<b>0</b>	<b>0</b>	<b>0</b>	<b>0</b>	<b>0</b>	<b>0</b>	<b>0</b>	<b>0</b>	<b>0</b>	<b>0</b>	<b>0</b>	
Year 2016	West Bahr El Ghazal	0	0	0	0	0	0	0	0	0	0	0	0	0
	West Equatoria	0	0	0	0	0	0	0	0	0	0	0	0	0
	Upper Nile	5	1	0	0	0	6	12	1	0	1	0	14	20
	Lakes	0	0	0	0	0	0	0	0	0	0	0	0	0
	North Bahr El Ghazal	0	0	0	0	0	0	0	0	0	0	0	0	0
	Warrap	0	0	1	0	0	1	0	0	0	0	0	0	1
	East Equatoria	0	0	1	0	0	1	1	0	0	1	0	2	3
	Unity	0	0	1	0	0	1	2	0	10	0	0	12	13
	Jonglei	2	2	0	0	0	4	1	0	1	0	0	2	6
	Central Equatoria	0	0	0	0	0	0	0	0	0	0	0	0	0
<b>Total</b>	<b>7</b>	<b>3</b>	<b>3</b>	<b>0</b>	<b>0</b>	<b>13</b>	<b>16</b>	<b>1</b>	<b>11</b>	<b>2</b>	<b>0</b>	<b>30</b>	<b>43</b>	
Total	West Bahr El Ghazal	189	32	62	23	134	440	358	34	114	21	178	705	1,145
	West Equatoria	5	1	1	0	10	17	17	1	10	3	6	37	54
	Upper Nile	46	19	21	2	189	277	418	64	112	19	605	1,218	1,495
	Lakes	5	0	4	0	15	24	11	3	10	2	12	38	62
	North Bahr El Ghazal	12	1	5	0	6	24	22	3	16	6	6	53	77
	Warrap	17	0	8	0	4	29	69	3	15	1	18	106	135
	East Equatoria	15	0	10	0	19	44	39	5	17	3	50	114	158
	Unity	29	5	6	2	55	97	183	48	45	9	115	400	497
	Jonglei	13	5	7	2	54	81	111	10	32	4	123	280	361
	Central Equatoria	124	47	43	17	96	327	257	51	80	30	188	606	933
<b>Total</b>	<b>455</b>	<b>110</b>	<b>167</b>	<b>46</b>	<b>582</b>	<b>1,360</b>	<b>1,485</b>	<b>222</b>	<b>451</b>	<b>98</b>	<b>1,301</b>	<b>3,557</b>	<b>4,917</b>	

**Table 2.8: Casualties by Year:**

Year	Killed						Injured						Total
	Men	Women	Boys	Girls	Not Specified	Total	Men	Women	Boys	Girls	Not Specified	Total	
2006	3	2	2	1	19	27	24	7	11	2	55	99	126
2007	6	0	2	2	10	20	21	7	7	2	18	55	75
2008	2	0	1	0	5	8	17	3	5	3	13	41	49
2009	5	0	5	0	8	18	45	14	8	2	16	85	103
2010	7	2	9	2	3	23	31	7	27	5	7	77	100
2011	6	1	2	0	54	63	22	4	7	2	75	110	173
2012	0	0	3	0	2	5	1	2	0	0	4	7	12
2013	1	0	9	7	1	18	5	4	16	2	1	28	46
2014	4	0	1	2	0	7	11	2	15	6	0	34	41
2015	8	1	9	1	0	19	19	2	30	6	0	57	76
2016	7	3	3	0	0	13	16	1	11	2	0	30	43
<b>Total</b>	<b>49</b>	<b>9</b>	<b>46</b>	<b>15</b>	<b>102</b>	<b>221</b>	<b>212</b>	<b>53</b>	<b>137</b>	<b>32</b>	<b>189</b>	<b>623</b>	<b>844</b>

Chart 2.3: Casualties



**Table 2.9: MRE by State**

Period	State	Boys	Girls	Men	Women	Not Specified	Total
December	West Bahr El Ghazal	244	183	203	125	0	755
	Upper Nile	1,416	1,296	701	915	0	4,328
	Lakes	13	17	8	10	0	48
	Warrap	8	3	19	5	0	35
	Unity	2,132	1,996	1,504	2,014	0	7,646
	Jonglei	747	630	317	372	0	2,066
	Central Equatoria	942	1,155	1,000	890	0	3,987
	<b>Total</b>	<b>5,502</b>	<b>5,280</b>	<b>3,752</b>	<b>4,331</b>	<b>0</b>	<b>18,865</b>
Year 2016	West Bahr El Ghazal	6,681	5,028	4,112	4,803	0	20,624
	West Equatoria	815	738	346	508	0	2,407
	Upper Nile	42,168	37,925	14,788	20,554	0	115,435
	Lakes	2,412	1,898	514	599	0	5,423
	North Bahr El Ghazal	91	95	79	69	0	334
	Warrap	50	34	64	52	0	200
	East Equatoria	14,998	13,205	13,904	12,041	0	54,148
	Unity	26,325	23,422	15,380	19,902	0	85,029
	Jonglei	15,633	12,860	7,215	7,563	0	43,271
	Central Equatoria	15,579	14,221	15,156	13,456	0	58,412
	<b>Total</b>	<b>124,752</b>	<b>109,426</b>	<b>71,558</b>	<b>79,547</b>	<b>0</b>	<b>385,283</b>
Total	West Bahr El Ghazal	64,890	27,057	24,784	21,569	35	138,335
	West Equatoria	58,223	43,522	39,540	26,320	0	167,605
	Upper Nile	180,549	139,580	89,963	102,166	0	512,258
	Lakes	18,044	14,452	11,797	8,016	0	52,309
	North Bahr El Ghazal	10,822	7,400	4,830	6,708	0	29,760
	Warrap	18,935	11,098	15,172	10,138	0	55,343
	East Equatoria	240,256	162,426	148,306	89,547	180	640,715
	Unity	94,353	74,082	69,699	69,669	1	307,804
	Jonglei	152,690	121,903	108,815	95,129	4	478,541
	Out side	28,420	22,113	53,148	38,459	0	142,140
	Central Equatoria	227,419	153,753	184,344	102,400	9,424	677,340
	<b>Total</b>	<b>1,094,601</b>	<b>777,386</b>	<b>750,398</b>	<b>570,121</b>	<b>9,644</b>	<b>3,202,150</b>

**Table 2.10: MRE by Year**

Year	Boys	Girls	Men	Women	Not Specified	Total
2004	0	0	508	374	0	882
2005	1,897	1,774	13,830	989	0	18,490
2006	25,855	17,955	85,698	26,742	182	156,432
2007	202,696	40,407	130,247	38,464	9,462	421,276
2008	127,274	103,429	87,811	80,074	0	398,588
2009	87,739	73,017	64,455	55,795	0	281,006
2010	54,114	45,380	33,702	26,363	0	159,559
2011	64,538	51,173	26,781	21,649	0	164,141
2012	101,885	85,420	48,391	49,020	0	284,716
2013	78,197	58,628	56,021	54,505	0	247,351
2014	54,892	45,214	33,390	34,159	0	167,655
2015	170,762	145,563	98,006	102,440	0	516,771
2016	124,752	109,426	71,558	79,547	0	385,283
<b>Total</b>	<b>1,094,601</b>	<b>777,386</b>	<b>750,398</b>	<b>570,121</b>	<b>9,644</b>	<b>3,202,150</b>



**United Nations Mine Action Service – South Sudan  
IMSMA Monthly Report-December 2016**



**Table 2.11: MRE by Organization Year 2016**

Org/Month	Boys	Girls	Men	Women	Total
<b>Mine Advisory Group</b>	<b>2,820</b>	<b>2,543</b>	<b>2,691</b>	<b>2,307</b>	<b>10,361</b>
Jan-16	238	189	222	214	863
Feb-16	478	406	322	249	1455
Mar-16	227	242	276	174	919
Apr-16	157	208	270	193	828
May-16	244	226	327	222	1019
Jul-16	1192	1056	913	905	4066
Dec-16	284	216	361	350	1211
<b>MECHEM</b>	<b>13,451</b>	<b>10,928</b>	<b>11,344</b>	<b>11,124</b>	<b>46,847</b>
Jan-16	2108	1689	2373	2246	8416
Feb-16	3024	2300	2182	1850	9356
Mar-16	3205	2424	1896	1811	9336
Apr-16	2270	1904	2042	1936	8152
May-16	1688	1506	1731	1925	6850
Jun-16	1156	1105	1120	1356	4737
<b>Media Theatre Team</b>	<b>13,528</b>	<b>10,413</b>	<b>2,692</b>	<b>3,364</b>	<b>29,997</b>
Jan-16	511	433	169	216	1329
Feb-16	773	646	175	299	1893
Mar-16	1436	900	190	193	2719
Apr-16	1394	1050	176	357	2977
May-16	856	727	102	84	1769
Jun-16	1053	815	180	230	2278
Jul-16	1542	989	229	230	2990
Aug-16	1404	1079	276	313	3072
Sep-16	1191	959	282	300	2732
Oct-16	1380	1107	334	393	3214
Nov-16	948	777	269	301	2295
Dec-16	1040	931	310	448	2729
<b>Danish Church Aid</b>	<b>12,841</b>	<b>12,577</b>	<b>7,593</b>	<b>9,199</b>	<b>42,210</b>
Jan-16	1317	1321	765	841	4244
Feb-16	2409	2391	1116	1419	7335
Mar-16	12	17	15	12	56
Apr-16	1989	1852	1327	1755	6923
May-16	1346	1217	931	1162	4656
Jun-16	784	722	547	616	2669
Jul-16	737	732	392	472	2333
Aug-16	6	10	82	35	133
Sep-16	1213	1164	406	481	3264
Oct-16	1237	1100	774	827	3938



**United Nations Mine Action Service – South Sudan  
IMSMA Monthly Report-December 2016**



Org/Month	Boys	Girls	Men	Women	Total
Nov-16	1262	1241	907	1155	4565
Dec-16	529	810	331	424	2094
<b>G4S</b>	<b>38,585</b>	<b>32,439</b>	<b>20,096</b>	<b>24,500</b>	<b>115,620</b>
Jan-16	3293	2629	2618	2986	11526
Feb-16	3318	2833	1844	2053	10048
Mar-16	3334	2799	1680	1805	9618
Apr-16	4540	3995	1790	2160	12485
May-16	3123	2622	1734	2155	9634
Jun-16	2393	1925	1189	1354	6861
Jul-16	1615	1489	1021	1403	5528
Aug-16	4992	3968	1802	2418	13180
Sep-16	3425	3098	1938	3127	11588
Oct-16	3043	2203	1548	1575	8369
Nov-16	3425	3065	1531	2106	10127
Dec-16	2084	1813	1401	1358	6656
<b>Danish Demining Group</b>	<b>17,286</b>	<b>16,213</b>	<b>9,275</b>	<b>14,867</b>	<b>57,641</b>
Jan-16	228	224	86	177	715
Feb-16	969	580	408	433	2390
Mar-16	270	252	290	212	1024
Apr-16	716	617	406	503	2242
May-16	2620	2360	1020	2018	8018
Nov-16	11035	10781	6287	9891	37994
Dec-16	1448	1399	778	1633	5258
<b>United Nation Mine Action Service</b>	<b>0</b>	<b>0</b>	<b>1,642</b>	<b>345</b>	<b>1,987</b>
Jan-16	0	0	138	26	164
Feb-16	0	0	228	63	291
Mar-16	0	0	178	44	222
Apr-16	0	0	200	25	225
May-16	0	0	162	38	200
Jun-16	0	0	183	51	234
Sep-16	0	0	98	9	107
Oct-16	0	0	201	32	233
Nov-16	0	0	85	38	123
Dec-16	0	0	169	19	188
<b>Sudan Integrated Mine Action System</b>	<b>537</b>	<b>500</b>	<b>583</b>	<b>502</b>	<b>2,122</b>
Jan-16	537	500	583	502	2122
<b>Mine Tech International</b>	<b>1,177</b>	<b>827</b>	<b>2,473</b>	<b>1,533</b>	<b>6,010</b>
Jan-16	55	46	317	163	581
Feb-16	239	163	337	233	972
Mar-16	179	93	362	182	816
Apr-16	263	164	529	268	1224



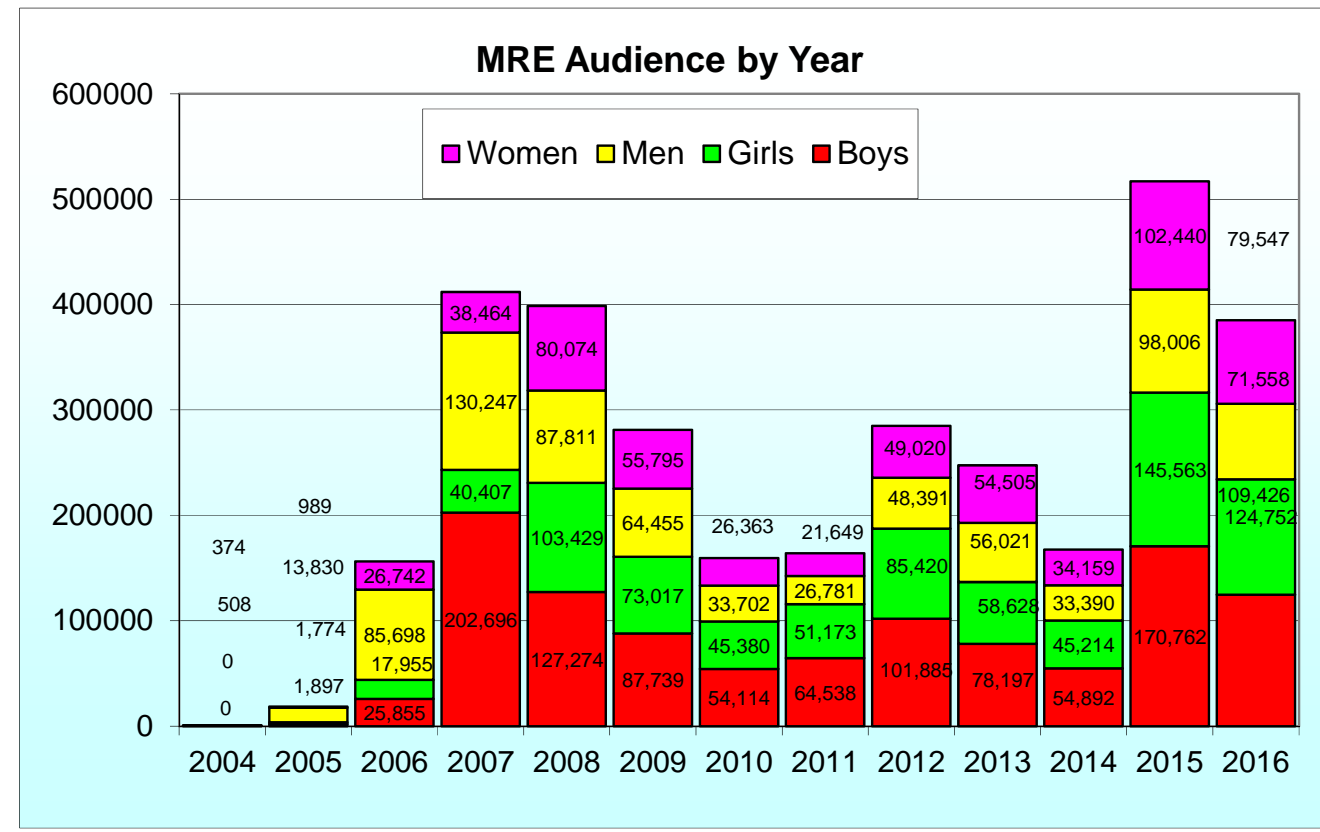
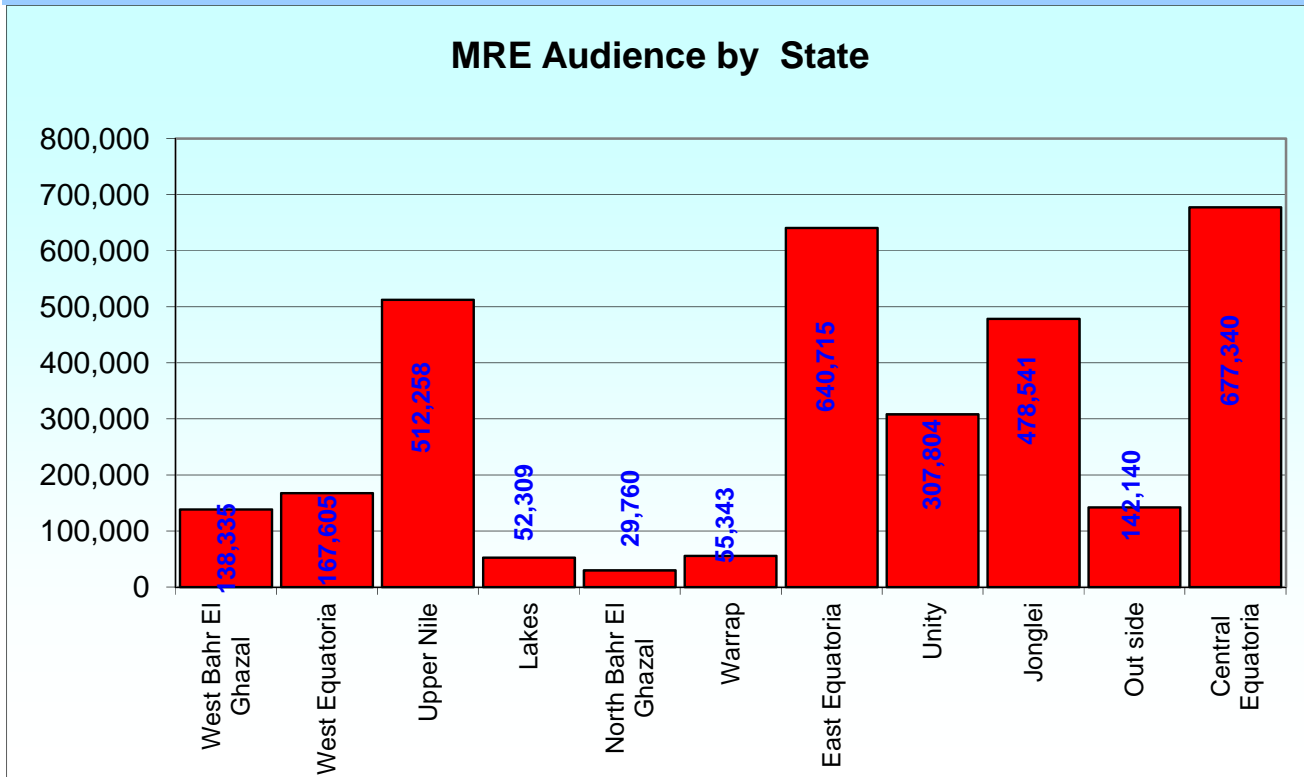


**United Nations Mine Action Service – South Sudan  
IMSMA Monthly Report-December 2016**



Org/Month	Boys	Girls	Men	Women	Total
May-16	264	197	521	381	1363
Jun-16	177	164	407	306	1054
<b>TDI</b>	<b>5,330</b>	<b>4,251</b>	<b>5,603</b>	<b>2,492</b>	<b>17,676</b>
Jan-16	741	591	939	521	2792
Feb-16	748	641	1094	490	2973
Mar-16	1095	979	1021	413	3508
Apr-16	712	602	779	273	2366
May-16	430	301	604	101	1436
Jun-16	641	316	355	158	1470
Jul-16	18	5	16	4	43
Sep-16	543	422	126	244	1335
Oct-16	153	133	172	146	604
Nov-16	132	150	95	43	420
Dec-16	117	111	402	99	729
<b>Child Assistant Organisation</b>	<b>158</b>	<b>130</b>	<b>50</b>	<b>56</b>	<b>394</b>
Jun-16	158	130	50	56	394
<b>CRO</b>	<b>17,586</b>	<b>17,409</b>	<b>7,375</b>	<b>9,186</b>	<b>51,556</b>
Feb-16	229	205	263	286	983
Mar-16	444	340	523	468	1775
Apr-16	465	403	715	582	2165
May-16	390	455	572	678	2095
Jun-16	4997	4780	1890	3125	14792
Jul-16	7981	7993	2257	2752	20983
Aug-16	3080	3233	1155	1295	8763
<b>Community in Need Aid (CINA)</b>	<b>1,453</b>	<b>1,196</b>	<b>141</b>	<b>72</b>	<b>2,862</b>
Aug-16	1453	1196	141	72	2862
<b>Total</b>	<b>124,752</b>	<b>109,426</b>	<b>71,558</b>	<b>79,547</b>	<b>385,283</b>

**Chart 2.4: MRE Audiences**



Tab

State	Closed	Open	Total
West Bahr El Ghazal	939	11	950
West Equatoria	908	41	949
Upper Nile	952	29	981
Lakes	240	11	251
North Bahr El Ghazal	247	1	248
Warrap	620	4	624
East Equatoria	2,870	199	3,069
Unity	836	11	847
Jonglei	1,371	108	1,479
Central Equatoria	4,601	284	4,885
<b>Total</b>	<b>13,584</b>	<b>699</b>	<b>14,283</b>

**Table 2.13: Hazard Closed by Year:**

Year	Hazard closed
2004	36
2005	65
2006	182
2007	614
2008	1,466
2009	1,215
2010	1,325
2011	646
2012	1,099
2013	1,520
2014	1,319
2015	1,963
2016	2,134
<b>Total</b>	<b>13,584</b>

**Chart 2.5: Status of Hazard**

